

POTTER COUNTY TREASURER

2024 FIRST QUARTER INVESTMENT REPORT



**Commissioners' Court
January 22, 2024
Potter County Treasurer
Brooke Graves**

County of Potter

State of Texas

Treasurer's Office

900 S Polk Street, Suite 401

Amarillo, Texas 79101



Brooke Graves
Treasurer

Office: 806-349-4834
Fax: 806-349-4845
brookegraves@co.potter.tx.us

January 22, 2024

The Honorable Commissioners' Court
Potter County
Amarillo, Texas

The Public Funds Investment Act requires that not less than quarterly under Section 2256.023, that the investment officer will prepare and submit to the Commissioners' Court a written report of investment transactions for all funds for the preceding reporting period within a reasonable time after the end of the period.

This section also requires that the report reflect the following:

- A. The investment position of Potter County on the date of the report.
- B. A summary statement of each pooled fund group that states the:
 - a. Beginning market value for the reporting period;
 - b. Additions and changes to the market value during the period;
 - c. Ending market value for the period; and
 - d. Fully accrued interest for the period.
- C. State the book value and market value of each separately invested asset at the beginning and end of the reporting period by the type of asset and fund type invested.
- D. State the maturity date of each separately invested asset that has a maturity date.
- E. State the account or fund or pooled group fund in the county for which each individual investment was acquired.
- F. And, state the compliance of the investment portfolio of the county as it relates to:
 - a. The investment strategy expressed in the county's investment policy;
 - b. Relevant provisions of this chapter.

This report will reflect the investment position of Potter County from October 1, 2023 through December 31, 2023.

The investment strategy for all funds for this quarter of our 2024 fiscal year was that of the investment pool in Amarillo National Bank, Multi-Bank Securities, Texas Class, TexPool, and TexPool Prime.

NOTE:

Texas Class and TexPool investments do not have a stated maturity, funds are available daily. Please see the monthly reports enclosed for ownership and changes in book and market value and their monthly information.

Respectfully,




Brooke Graves
Potter County Treasurer / Investment Officer

Potter County 2024 Investment Committee:

H.R. Kelly, Potter County Commissioner, Precinct 1



Brandon Boston, Potter County Auditor



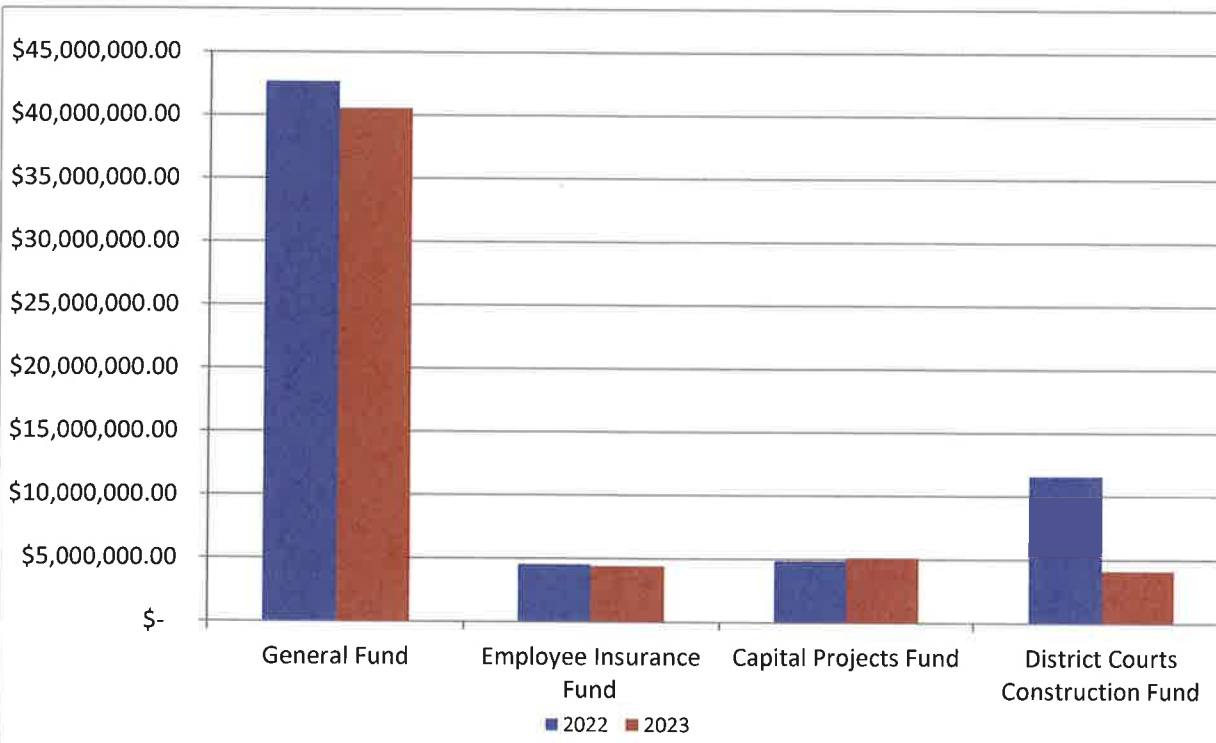
Melinda Powell, Potter County Assistant County Attorney



Potter County
First Quarter 2024



COMPARISON OF DECEMBER 31, 2022 TO DECEMBER 31, 2023			
		Balance as of December 31, 2022	Balance as of December 31, 2023
Amarillo National Bank, Multi-Bank Securities, Texas Class, TexPool, TexPool Prime	General Fund	\$ 42,669,789.02	\$ 40,567,328.94
Amarillo National Bank, Texas Class, TexPool	Employee Insurance Fund	\$ 4,534,043.24	\$ 4,414,538.13
Amarillo National Bank, Texas Class, TexPool	Capital Projects Fund	\$ 4,861,461.13	\$ 5,120,538.78
Amarillo National Bank, Texas Class	District Courts Construction Fund	\$ 11,588,475.92	\$ 4,137,192.57



POTTER COUNTY DEPOSITORY ACCOUNTS - INTEREST PAID

ACCOUNT:	OCTOBER			NOVEMBER			DECEMBER		
	ENDING BALANCE	INTEREST EARNED		ENDING BALANCE	INTEREST EARNED		ENDING BALANCE	INTEREST EARNED	
1) JUVENILE FUND	36,160.03	175.39		36,325.87	165.84		36,485.19	159.32	
2) JUVENILE STATE	129.43	71.17		496,989.37	76.54		412,512.22	2,035.75	
3) JUVENILE IV-E FUND	150,718.05	684.07		151,864.97	1,146.92		256,087.39	822.42	
4) JUVENILE GENERAL	1,860,534.02	5,733.24		2,192,097.68	9,739.42		1,592,158.94	8,780.95	
5) DISBURSEMENT ACCOUNT	464,889.15	3,376.90		596,118.41	3,779.40		701,706.07	3,963.31	
6) INSURANCE ACCOUNT	4,348,549.55	20,614.64		4,247,626.42	18,924.45		4,375,886.29	15,904.60	
7) CA HOT CHECK FUND	4,230.20	20.75		4,107.71	18.99		3,768.05	17.52	
8) DA HOT CHECK FUND	109,764.10	534.04		109,500.51	501.65		109,221.72	478.66	
9) DA FORFEITURE RELEASE FUND	98,141.60	482.46		175,091.50	615.32		175,859.41	767.91	
10) GENERAL OPERATING ACCOUNT	2,709,860.38	31,089.90		3,530,949.03	20,338.07		11,200,620.16	31,500.12	
11) COUNTY CLERK RECORDS MGMT & PRES FUND	394,306.39	2,009.46		385,684.54	1,747.16		395,070.15	1,712.41	
12) ELECTION FUND	437,538.04	2,126.67		439,180.22	2,005.90		438,095.01	1,914.79	
13) VOTER REGISTRATION FUND	36,701.49	178.01		36,869.81	168.32		37,031.51	161.70	
14) INTEREST & SINKING ACCOUNT	3,193,192.44	15,396.51		3,235,430.90	14,649.16		3,493,850.02	14,226.73	
15) DETENTION CENTER COMMISSARY ACCOUNT	798,138.95	3,861.19		826,239.18	3,745.46		774,325.30	3,374.02	
16) TAX OFFICE STATE & COUNTY TAXES	508,915.84	2,408.23		2,466,234.01	3,736.36		7,227,510.53	22,461.32	
17) TAX OFFICE CREDIT CARD ACCOUNT	521,092.82	2,571.56		2,054,123.91	4,190.53		849,377.57	7,067.00	
18) TAX OFFICE STATE HIGHWAY FUNDS	569,751.93	3,031.31		565,553.20	2,383.30		522,434.73	2,505.54	
19) TAX OFFICE VEHICLE INVENTORY TAX ESCROW	918,572.89	4,286.37		1,013,100.89	4,468.43		1,102,754.79	4,675.11	
20) 1999 LOCAL LAW ENFORCEMENT BLOCK GRANT	23,454.52	113.76		23,562.09	107.57		21,997.14	97.05	
21) CAD 1	10,402,100.10	49,554.02		10,342,837.72	47,404.08		10,507,809.62	46,154.99	
22) CSCD JUDICIAL FUND	1,830,875.27	9,418.87		1,676,507.04	7,977.88		2,175,888.87	9,830.95	
23) CSCD COURT COST ACCOUNT	98,204.68	545.60		109,564.45	485.11		100,417.48	487.38	
24) CAPITAL PROJECTS 2003	1,778,641.59	8,627.00		1,786,798.98	8,157.39		1,794,635.44	7,836.46	
25) SO FEDERAL FORFEITURE FUND	364,068.91	1,767.84		360,090.24	1,628.04		386,184.39	1,544.44	
26) DISTRICT CLERK RECORDS MGMT & PRES FUND	256,901.56	1,233.79		230,809.98	1,075.16		236,679.00	1,025.46	
27) DA SEIZURE FUND	167,956.18	814.64		165,915.11	751.65		165,172.88	722.35	
28) CA FEDERAL FORFEITURE FUND	141,400.19	685.84		133,718.49	570.19		134,304.95	586.46	
29) TAX OFFICE TAX PAYER ACH	0.95	0.95		14.26	14.26		1,920.45	1,920.45	
30) AMERICAN RESCUE PLAN ACT (ARPA) FUNDS	901,820.37	3,855.25		573,730.41	3,161.24		28,155.66	769.05	
31) RETAINAGE FUND	2,812,402.60	13,637.37		2,825,301.13	12,898.53		2,843,729.14	12,402.01	
32) DISTRICT COURTS CONSTRUCTION FUND	226,517.72	1,174.86		227,501.74	984.02		78,279.62	741.92	
33) SO FORFEITURE FUND	98,130.71	475.97		98,580.77	450.06		99,013.12	432.35	
34) INSURANCE CLAIMS ACCOUNT	126,413.37	772.71		176,109.92	755.63		206,326.94	599.38	
35) LOCAL ASST AND TRIBAL CONSIST FUND (LATCF)	131,014.66	635.46		131,615.53	600.87		132,192.76	577.23	
36) 47TH DA CRIME VICTIM FUND	44,023.14	213.50		44,225.04	201.90		44,419.00	193.96	
37) DA FEDERAL FORFEITURE ACCOUNT	32,819.56	644.22		142,860.99	632.17		161,788.79	670.73	
TOTAL	36,597,933.38	192,823.52		41,612,832.02	180,256.97		52,823,670.30	209,121.80	

OCTOBER INTEREST RATE: 5.73%
 NOVEMBER INTEREST RATE: 5.76%
 DECEMBER INTEREST RATE: 5.74%

DEPOSITORY INTEREST ACCOUNT DESCRIPTIONS

- 1) **Juvenile Fund** - \$5.00 Court Fee, run through Agency
- 2) **Juvenile State** - State grant money received monthly
- 3) **Juvenile IV-E Fund** - Federal grant money, reimbursements of claims submitted
- 4) **Juvenile General** - County funding (county contribution), quarterly
- 5) **Disbursement Account** - Wash account for all checks paid through the county, at the end of the month this should equal zero. Interest is transferred to the General Fund
- 6) **Insurance Account** - insurance payroll deductions, Potter-Randall Appraisal District, claim reimbursements
- 7) **CA Hot Check Fund** - Agency Fund accounts for collection fees on "insufficient funds" checks in a capacity of agent for the County Attorney. Interest is transferred to the General Fund
- 8) **DA Hot Check Fund** - Agency Fund accounts for collection fees on "insufficient funds" checks in a capacity of agent for the District Attorney. Interest is transferred to the General Fund
- 9) **DA Forfeiture Release Fund** - Agency Fund accounts for the holding of seized funds from District Court cases prior to the case being closed and the funds released
- 10) **General Operating Account** - Account for the revenues and expenditures necessary to carry out basic governmental activities. Revenues are recorded by source, i.e., taxes, licenses, fines, fees, etc. Expenditures are recorded first by function and then by department, expenditures are made primarily for current day-to-day operating expenses and operating equipment
- 11) **County Clerk Records Management & Preservation Fund** - accounts for revenues derived from the records management and preservation fees collected by the County Clerk on all recorded documents. The revenues are to be used for specific records preservation and automation projects by and for the County Clerk's Office
- 12) **Election Fund** - accounts for revenues from local political parties. The revenues are to be used to pay only those expenses related to elections
- 13) **Voter Registration Fund** - accounts for the allocation from the State of Texas. The revenues are to be used to pay only those expenses related to voter registration
- 14) **Interest & Sinking Account** - accounts for the accumulation of resources for and the payment of general long-term debt principal and interest
- 15) **Detention Center Commissary Account** - accounts for proceeds from sale of commissary items at detention center
- 16) **Tax Office State & County Taxes** - Collection of taxes, court costs, misc. fees, beer & wine, liquor, tax certificates, trustee sale, excess proceeds, escrow taxes, attorney fees. Payment is disbursed to entities either daily or monthly. Interest is transferred to the General Fund
- 17) **Tax Office Credit Card Account** - Highway Department and Tax side of credit card collections. Holding account for Tax acct # 772968 and Highway acct # 772976. Collect: Tax and 3% surcharge. Disburse funds to each account after verification with bank statement. Interest is transferred to General Account
- 18) **Tax Office State Highway Funds** - (New account opened 6/04) Collection of motor vehicles fees, i.e., registration, title fees, sales tax, county Road & Bridge fees, state Road & Bridge fees, Road & Bridge retainage, etc., collected for the state. Interest is transferred to General Account
- 19) **Tax Office Vehicle Inventory Tax Escrow** - State fees collected through dealerships for Inventory Tax, monies collected is deposited to TexPool monthly. Interest remains in account and transferred to TexPool annually
- 20) **1999 Local Law Enforcement Block Grant** - accounts for the grant monies received from the Bureau of Justice Assistance. These monies are to be used to underwrite projects to reduce crime and improve public safety
- 21) **CAD 1** - accounts for sales tax revenues and interest earned for the County Assistance District #1. A 2% sales tax rate was approved by voters on 11-7-17. Funds can be used as authorized by Chapter 387 of the Local Government Code.
- 22) **CSCD Judicial Fund** - accounts for monies received from probation fees and state funding. CSCD disbursement account. Interest remains in this account
- 23) **CSCD Court Cost Account** - wash account for all court costs, fines and restitutions. Interest from account is transferred to the Judicial Account
- 24) **Capital Projects 2003** - accounts for the proceeds from certificates of obligation issued for constructing, renovating and improving county owned buildings, the purchase

of land and right-of-way for authorized needs and purposes, and professional services relating to such projects

25) SO Federal Forfeiture Fund - accounts for Federal assets seized with a percentage given to the county, governed by the Department of Treasury

26) District Clerk Records Management & Preservation Fund - accounts for revenues derived from the records management and preservation fees collected by the District Clerk on all recorded documents

27) DA Seizure Fund - accounts for the holding of seized funds from cases prior to the case being closed and funds released

28) CA Federal Forfeiture Fund - seized funds that have been released to the County Attorney through a judgement in Court. Proceeds are to be used solely for the official purposes of that office after a budget for the expenditure of the proceeds has been submitted to the commissioners' court

29) Tax Office Tax Payer ACH - tax payers' wire transfer payments

30) American Rescue Plan Act (ARPA) Funds - COVID Rescue Funds

31) Retainage Fund - Monies held until job completed

32) District Courts Construction Fund - accounts for county funds and the proceeds from certificates of obligation issued during construction and professional services relating to such project

33) SO Forfeiture Fund - accounts for the seized funds that have been released from the County Sheriff Office Seizure Fund on closed cases

34) Insurance Claims Account - wash account for insurance claims

35) Local Assistance and Tribal Consistency Fund - provides flexible support for eligible revenue sharing counties and eligible Tribal governments to meet their jurisdiction's needs

36) 47th DA Crime Victim Fund

37) DA Federal Forfeiture Account - seized funds that have been released to the District Attorney through a judgement in Court. Proceeds are to be used solely for the official purposes of that office after a budget for the expenditure of the proceeds has been submitted to the commissioners' court

Securities Account Activity Detail

Activity dates 10/1/2023 to 12/31/2023

County of Potter

Activity	Settle Date	Transaction	Description	Amount
10/02/2023	10/02/2023	Interest	HONOLULU FIRE DEPTFED CR UN HONOLULUHAWAII SH CTF4.550% 08/18/25 B/EDTD 02/16/23RD 09/29 PD 10/01/23	\$931.19
10/02/2023	10/02/2023	Interest	GREENSTATE CR UNNORTH LIBERTY IOWASH CTF5.150% 11/18/24 B/EDTD 05/17/23RD 09/29 PD 10/01/23	\$1,049.75
10/02/2023	10/02/2023	Interest	AUSTIN TELCO FED CRUN TEX SH CTF4.800% 02/27/26 B/EDTD 02/28/23RD 09/29 PD 10/01/23	\$370.85
10/10/2023	10/10/2023	Interest	FIRST UTD BK & TR CODURANT OK CTF DEP4.500% 02/10/25 B/EDTD 02/08/23RD 10/06 PD 10/08/23	\$920.96
10/10/2023	10/10/2023	Interest	VALLEY STRONG CR UNBAKERSFIELD CALIF SHCTF5.100% 02/10/25DTD 02/10/23 CLBRD 10/06 PD 10/10/23	\$1,039.56
10/10/2023	10/10/2023	Interest	FINANCIAL PARTNERSCR UN DOWNEY CALIFSH CTF4.900% 02/09/24 B/EDTD 02/10/23RD 10/06 PD 10/10/23	\$998.79
10/10/2023	10/10/2023	Interest	UBS BK USA SALT LAKECITY UT CTF DEP4.550% 02/10/25DTD 02/08/23RD 10/06 PD 10/08/23	\$931.19
10/10/2023	10/10/2023	Interest	GRAND BK TULSA OKLACTF DEP4.400% 02/10/25 B/EDTD 02/10/23RD 10/06 PD 10/10/23	\$900.49
10/10/2023	10/10/2023	Interest	HEARTLAND BKWHITEHALL OHIO CTFDEP4.350% 02/10/25 B/EDTD 02/08/23RD 10/06 PD 10/08/23	\$890.26
10/10/2023	10/10/2023	Interest	FARMERS ST BK OAKLEYKANS CTF DEP4.350% 02/10/25DTD 02/10/23RD 10/06 PD 10/10/23	\$820.96
10/10/2023	10/10/2023	Interest	STATE BK OF CHILTONWIS CTF DEP4.500% 02/07/25DTD 02/08/23 CLBRD 10/06 PD 10/08/23	\$859.56
10/10/2023	10/10/2023	Interest	CORNHUSKER BKLINCOLN NEB CTF DEP4.200% 02/07/25DTD 02/07/23RD 10/06 PD 10/07/23	\$900.49
10/10/2023	10/10/2023	Interest	RICHLAND CNTY BKRICHLAND CTR WIS CTFDEP4.400% 02/07/25 B/EDTD 02/09/23RD 10/06 PD 10/09/23	\$941.42
10/10/2023	10/10/2023	Interest	CITIZENS CMNTY FEDNATLASSN ALTOONA WICTF DEP4.600% 02/10/25 B/EDTD 02/10/23 CLBRD 10/06 PD 10/10/23	\$951.66
10/10/2023	10/10/2023	Interest	MILLYARD BK NASHUANEW HAMPSHIRE CTFDEP4.650% 02/09/24 B/EDTD 02/09/23RD 10/06 PD 10/09/23	\$931.19
10/10/2023	10/10/2023	Interest	BANKERS BK OKLA CITYCTF DEP4.550% 02/10/25DTD 02/10/23 CLBRD 10/06 PD 10/10/23	\$920.96
10/10/2023	10/10/2023	Interest	MAINSTREET BKFAIRFAX VA CTF DEP4.500% 02/10/25 B/EDTD 02/08/23RD 10/06 PD 10/08/23	\$1,029.37
10/12/2023	10/12/2023	Interest	FAYETTE SVGS BK SSBLA GRANGE TEX CTFDEP5.050% 05/13/24 REGDITD 05/12/23RD 10/11 PD 10/12/23	\$1,019.18
10/12/2023	10/12/2023	Interest	BANK OKZ LITTLE ROCKARK CTF DEP5.000% 11/13/23DTD 05/12/23RD 10/11 PD 10/12/23	\$797.26
10/12/2023	10/12/2023	Interest	AMERICAN NATL BK FOXCITIES APPLETON WISCTF DEP5.000% 02/12/24DTD 05/12/23RD 10/11 PD 10/12/23	\$972.12
10/13/2023	10/13/2023	Interest	BURKE & HERBERT BK & TR CO ALEXANDRIA VACTF DEP4.750% 02/13/25 B/EDTD 02/13/23 CLBRD 10/12 PD 10/13/23	\$951.66
10/13/2023	10/13/2023	Interest	COASTLIFE CR UNCORPUS CHRISTI TX SHCTF4.650% 02/13/26DTD 02/13/23RD 10/12 PD 10/13/23	

10/16/2023	10/16/2023	Interest	LEGACY BK & TR COMOUNTAIN GROVE MOCITF DEP4.350% 02/18/25 BIEDTD 02/16/23RD 10/13 PD 10/16/23	\$890.26
10/16/2023	10/16/2023	Interest	BLC CMNTY BK LITTLECHUTE WIS CTF DEP4.250% 02/18/25 BIEDTD 02/15/23RD 10/13 PD 10/15/23	\$869.79
10/16/2023	10/16/2023	Interest	GREAT MIDWEST BK BROOKFIELD WIS CTFDEP5.050% 02/16/24 BIEDTD 05/16/23RD 10/13 PD 10/16/23	\$1,029.37
10/16/2023	10/16/2023	Interest	FIRST NATL BK & TRWEATHERFORD TEX CTFDEP4.650% 02/14/25DTD 02/15/23 CLBRD 10/13 PD 10/15/23	\$951.66
10/16/2023	10/16/2023	Interest	ENTERPRISE BK NATLASSN OMAHA NEB CTFDEP4.400% 02/18/25 BIEDTD 02/15/23RD 10/13 PD 10/15/23	\$900.49
10/16/2023	10/16/2023	Interest	FIRST FED BK WISWAUKESHA CTF DEP5.050% 11/16/23 BIEDTD 05/16/23RD 10/13 PD 10/16/23	\$1,029.37
10/16/2023	10/16/2023	Interest	BANK WIS DELLS WISCTF DEP4.350% 02/18/25 BIEDTD 02/15/23RD 10/13 PD 10/15/23	\$890.26
10/16/2023	10/16/2023	Interest	COMMERCEONE BKBIRMINGHAM ALA CTFDEP4.600% 02/14/25DTD 02/15/23 CLBRD 10/13 PD 10/15/23	\$941.42
10/17/2023	10/17/2023	Interest	PEOPLES BK CLIFONTENN CTF DEP4.200% 08/18/25 BIEDTD 02/17/23RD 10/16 PD 10/17/23	\$859.56
10/17/2023	10/17/2023	Interest	LOCAL GOVT FED CR UNRALEIGH NORTHCAROLINA SH CTF5.150% 05/17/24 REGDT 05/17/23RD 10/16 PD 10/17/23	\$1,049.75
10/17/2023	10/17/2023	Interest	RAIZ FCU EL PASO TEXSH CTF4.700% 08/18/25 BIEDTD 02/17/23RD 10/16 PD 10/17/23	\$961.89
10/17/2023	10/17/2023	Interest	FIRST TECHNOLOGY FEDCR UN MTN VIEW CA SHCTF4.850% 02/18/25 BIEDTD 02/17/23RD 10/16 PD 10/17/23	\$988.60
10/19/2023	10/19/2023	Interest	B1BANK BATON ROUGELA CTF DEP5.050% 05/17/24DTD 05/19/23RD 10/18 PD 10/19/23	\$1,029.37
10/20/2023	10/20/2023	Interest	U S DOLLARS CURRENCYCREDIT INTERESTFOR INTEREST PERIODENDING 10-19-23YIELDS WERE:CURRENT 1.000%EFFECTIVE 1.004%	\$14.71
10/23/2023	10/23/2023	Interest	GRAND SVGS BK GROVEOKLA CTF DEP4.650% 02/21/25DTD 02/22/23 CLBRD 10/20 PD 10/22/23	\$951.66
10/23/2023	10/23/2023	Interest	UFIRST FED CR UNPLATTSBURGH NEW YORKSH CTF4.700% 08/22/25 BIEDTD 02/22/23RD 10/20 PD 10/22/23	\$961.89
10/23/2023	10/23/2023	Interest	OPEN BK LOS ANGELESCALIF CTF DEP4.350% 08/22/25 BIEDTD 02/23/23RD 10/20 PD 10/23/23	\$890.26
10/24/2023	10/24/2023	Interest	SOUND CR UN CTF DEP5.000% 08/23/24 BIEDTD 02/24/23RD 10/23 PD 10/24/23	\$1,019.18
11/01/2023	11/01/2023	Interest	GREENSTATE CR UNNORTH LIBERTY IOWASH CTF5.150% 11/18/24 BIEDTD 05/17/23RD 10/31 PD 11/01/23	\$1,084.75
11/01/2023	11/01/2023	Interest	AUSTIN TELCO FED CRUN TEX SH CTF4.800% 02/27/26 BIEDTD 02/28/23RD 10/31 PD 11/01/23	\$383.21
11/01/2023	11/01/2023	Interest	HONOLULU FIRE DEPTFED CR UN HONOLULUHAWAII SH CTF4.550% 08/18/25 BIEDTD 02/16/23RD 10/31 PD 11/01/23	\$962.23
11/07/2023	11/07/2023	Interest	CORNHUSKER BKLINCOLN NEB CTF DEP4.200% 02/07/25DTD 02/07/23RD 11/06 PD 11/07/23	\$888.21
11/08/2023	11/08/2023	Interest	FIRST UTD BK & TR CODURANT OK CTF DEP4.500% 02/10/25DTD 02/08/23RD 11/07 PD 11/08/23	\$951.66
11/08/2023	11/08/2023	Interest	HEARTLAND BKWHITEHALL OHIO CTFDEP4.350% 02/10/25 BIEDTD 02/08/23RD 11/07 PD 11/08/23	\$919.94
11/08/2023	11/08/2023	Interest	FIRS BK ILLISA SAITI AKFCITY ILL CTF DEP4.550% 02/10/25DTD 02/08/23RD 11/07 PD 11/08/23	\$962.23

11/08/2023	Interest	11/08/2023	Interest	STATE BK OF CHILTONWIS CTF DEP4.500% 02/07/25DDTD 02/08/23 CLBRD 11/07 PD 11/08/23	\$951.66
11/08/2023	Interest	11/08/2023	Interest	MAINSTREET BKFAIRFAX VA CTF DEP4.500% 02/10/25 BIEDTD 02/08/23RD 11/07 PD 11/08/23	\$951.66
11/09/2023	Interest	11/09/2023	Interest	MILLYARD BK NASHUANEW HAMPSHIRE CTFDEP4.650% 02/09/24 BIEDTD 02/09/23RD 11/08 PD 11/09/23	\$983.38
11/09/2023	Interest	11/09/2023	Interest	RICHLAND CNTY BKRICHLAND CTR WIS CTDEP4.400% 02/07/25 BIEDTD 02/09/23RD 11/08 PD 11/09/23	\$930.51
11/10/2023	Interest	11/10/2023	Interest	BANKERS BK OKLA CITYCTF DEP4.550% 02/10/25DDTD 02/10/23 CLBRD 11/09 PD 11/10/23	\$962.23
11/10/2023	Interest	11/10/2023	Interest	FARMERS ST BK OAKLEYKANS CTF DEP4.350% 02/10/25DDTD 02/10/23RD 11/09 PD 11/10/23	\$919.94
11/10/2023	Interest	11/10/2023	Interest	CITIZENS CMNTY FEDNATL ASSN ALTOONA WICTF DEP4.600% 02/10/25 BIEDTD 02/10/23 CLBRD 11/09 PD 11/10/23	\$972.81
11/10/2023	Interest	11/10/2023	Interest	VALLEY STRONG CR UNBAKERSFIELD CALIF SHCTF5.100% 02/10/25DDTD 02/10/23 CLBRD 11/09 PD 11/10/23	\$1,074.21
11/10/2023	Interest	11/10/2023	Interest	FINANCIAL PARTNERSCR UN DOWNEY CALIFSH CTF4.900% 02/09/24 BIEDTD 02/10/23RD 11/09 PD 11/10/23	\$1,032.09
11/10/2023	Interest	11/10/2023	Interest	GRAND BK TULSA OKLACTF DEP4.400% 02/10/25 BIEDTD 02/10/23RD 11/09 PD 11/10/23	\$930.51
11/13/2023	Interest	11/13/2023	Interest	CHARLES SCHWAB BKSSB WESTLAKE TEX CTFDEP5.050% 11/05/24 REGDDT 05/11/23RD 11/10 PD 11/11/23	\$6,186.18
11/13/2023	Interest	11/13/2023	Interest	BURKE & HERBERT BK & TR CO ALEXANDRIA VACTF DEP4.750% 02/13/25 BIEDTD 02/13/23 CLBRD 11/10 PD 11/13/23	\$1,004.53
11/13/2023	Interest	11/13/2023	Interest	VALLEY NATL BKPASSAIC N J CTF DEP5.100% 11/13/23 BIEDTD 05/11/23RD 11/10 PD 11/13/23	\$6,315.34
11/13/2023	Interest	11/13/2023	Interest	COASTLIFE CR UNCORPUS CHRISTI TX SHCTF4.650% 02/13/26DDTD 02/13/23RD 11/10 PD 11/13/23	\$983.38
11/13/2023	Interest	11/13/2023	Interest	C3BANK NA CARLSBADCALIF CTF DEP5.050% 11/13/23 BIEDTD 05/12/23RD 11/10 PD 11/13/23	\$6,219.80
11/13/2023	Interest	11/13/2023	Interest	BANK OZK LITTLE ROCKARK CTF DEP5.000% 11/13/23 BIEDTD 05/12/23RD 11/10 PD 11/13/23	\$1,087.12
11/13/2023	Interest	11/13/2023	Interest	HORATIO ST BKHORATIO ARK CTF DEP5.050% 11/13/23 BIEDTD 05/11/23RD 11/10 PD 11/13/23	\$6,253.42
11/13/2023	Interest	11/13/2023	Interest	BANK HOPE LOSANGELES CA CTF DEP5.100% 08/12/24 REGDDT 05/12/23RD 11/10 PD 11/12/23	\$6,247.43
11/13/2023	Interest	11/13/2023	Interest	FAYETTE SVGS BK SSBLA GRANGE TEX CTFDEP5.050% 05/13/24 REGDDT 05/12/23RD 11/10 PD 11/12/23	\$1,063.66
11/13/2023	Interest	11/13/2023	Interest	AMERICAN NATL BK FOXCITIES APPLETON WISCTF DEP5.000% 02/12/24DDTD 05/12/23RD 11/10 PD 11/12/23	\$823.84
11/15/2023	Interest	11/15/2023	Interest	BANK WIS DELLS WISCTF DEP4.350% 02/18/25 BIEDTD 02/15/23RD 11/14 PD 11/15/23	\$919.94
11/15/2023	Interest	11/15/2023	Interest	BANNER BK WALLAWALLA WASH CTF DEP5.050% 11/15/23 BIEDTD 05/15/23RD 11/14 PD 11/15/23	\$6,186.18
11/15/2023	Interest	11/15/2023	Interest	COMMERCEONE BKBIRMINGHAM ALA CTFDEP4.600% 02/14/25DDTD 02/15/23 CLBRD 11/14 PD 11/15/23	\$972.81
11/15/2023	Interest	11/15/2023	Interest	BMO HARRIS BK NATLASSN CHICAGO ILL CTFDEP5.100% 06/17/24DDTD 05/15/23RD 11/14 PD 11/15/23	\$6,247.43

11/15/2023	11/15/2023	Interest	BLC CMNTY BK LITTLECHUTE WIS CTF DEP4.250% 02/18/25 BIEDTD 02/15/23RD 11/14 PD 11/15/23	\$698.79
11/15/2023	11/15/2023	Interest	ENTERPRISE BK NATLASSN OMAHA NEB CTFDEP4.400% 02/18/25 BIEDTD 02/15/23RD 11/14 PD 11/15/23	\$930.51
11/15/2023	11/15/2023	Interest	FIRST NATL BK & TRWEATHERFORD TEX CTFDEP4.650% 02/14/25DTD 02/15/23 CLBRD 11/14 PD 11/15/23	\$983.38
11/16/2023	11/16/2023	Interest	FIRST FED BK WISWAUKESHA CTF DEP5.050% 11/16/23 BIEDTD 05/16/23RD 11/15 PD 11/16/23	\$1,063.68
11/16/2023	11/16/2023	Interest	LEGACY BK & TR COMOUNTAIN GROVE MOCTF DEP4.350% 02/18/25 BIEDTD 02/16/23RD 11/15 PD 11/16/23	\$919.94
11/16/2023	11/16/2023	Interest	GREAT MIDWEST BKBROOKFIELD WIS CTFDEP5.050% 02/16/24 BIEDTD 05/16/23RD 11/15 PD 11/16/23	\$1,063.68
11/17/2023	11/17/2023	Interest	RAIZ FCU EL PASO TEXSH CTF4.700% 08/18/25 BIEDTD 02/17/23RD 11/16 PD 11/17/23	\$993.95
11/17/2023	11/17/2023	Interest	ROYAL BUSINESS BKLOS ANGELES CALIFCTF DEP5.100% 11/17/23 BIEDTD 05/17/23RD 11/16 PD 11/17/23	\$6,247.43
11/17/2023	11/17/2023	Interest	CROSSFIRST BKLEAWOOD KS CTF DEP5.100% 11/17/23 BIEDTD 05/17/23RD 11/16 PD 11/17/23	\$6,247.43
11/17/2023	11/17/2023	Interest	WASHINGTON TR COWESTERLY R I CTF DEP5.050% 08/19/24 REGDTD 05/17/23RD 11/16 PD 11/17/23	\$6,186.18
11/17/2023	11/17/2023	Interest	PEOPLES BK CLIFTONTENN CTF DEP4.200% 08/18/25 BIEDTD 02/17/23RD 11/16 PD 11/17/23	\$888.21
11/17/2023	11/17/2023	Interest	LOCAL GOVT FED CR UNRALEIGH NORTHCAROLINA SH CTF5.150% 05/17/24 REGDTD 05/17/23RD 11/16 PD 11/17/23	\$1,084.75
11/17/2023	11/17/2023	Interest	FIRST TECHNOLOGY FEDCR UN MTN VIEW CA SHCTF4.850% 02/18/25 BIEDTD 02/17/23RD 11/16 PD 11/17/23	\$1,021.56
11/20/2023	11/20/2023		U.S.DOLLARS CURRENCYCREDIT INTERESTFOR INTEREST PERIODENDING 11-19-23YIELDS WERE:CURRENT 1.000%EFFECTIVE 1.004%	\$33.07
11/20/2023	11/20/2023	Interest	B1BANK BATON ROUGELA CTF DEP5.050% 05/17/24DTD 05/19/23RD 11/17 PD 11/19/23	\$1,063.68
11/22/2023	11/22/2023	Interest	GRAND SVGS BK GROVEOKLA CTF DEP4.650% 02/21/25DTD 02/22/23 CLBRD 11/21 PD 11/22/23	\$983.38
11/22/2023	11/22/2023	Interest	UFIRST FED CR UNPLATTSBURGH NEW YORKSH CTF4.700% 08/22/25 BIEDTD 02/22/23RD 11/21 PD 11/22/23	\$993.95
11/24/2023	11/24/2023	Interest	SOUND CR UN CTF DEP5.000% 08/23/24 BIEDTD 02/24/23RD 11/22 PD 11/24/23	\$1,053.15
11/24/2023	11/24/2023	Interest	OPEN BK LOS ANGELESCALIF CTF DEP4.350% 08/22/25 BIEDTD 02/23/23RD 11/22 PD 11/23/23	\$919.94
12/01/2023	12/01/2023	Interest	AUSTIN TELCO FED CRUN TEX SH CTF4.800% 02/27/26 BIEDTD 02/28/23RD 11/30 PD 12/01/23	\$370.85
12/01/2023	12/01/2023	Interest	HONOLULU FIRE DEPTFED CR UN HONOLULUHAWAII SH CTF4.550% 08/18/25 BIEDTD 02/16/23RD 11/30 PD 12/01/23	\$931.19
12/01/2023	12/01/2023	Interest	GREENSTATE CR UNNORTH LIBERTY IOWASH CTF5.150% 11/18/24DTD 05/17/23RD 11/30 PD 12/01/23	\$1,049.75
12/07/2023	12/07/2023	Interest	CORNHUSKER BKLINCOLN NEB CTF DEP4.200% 02/07/25DTD 02/07/23RD 12/06 PD 12/07/23	\$659.56
12/08/2023	12/08/2023	Interest	FIRST UTD BK & TR CODURANT OK CTF DEP4.500% 02/10/25DTD 02/08/23RD 12/07 PD 12/08/23	\$920.96
12/08/2023	12/08/2023	Interest	IIRS BK ILLSA ILLATI AKFCITY IIT CTF DEP4.550% 02/10/25DTD 02/08/23RD 12/07 PD 12/08/23	\$931.19

12/08/2023	12/08/2023	Interest	STATE BK OF CHILTONWIS CTF DEP4.500% 02/07/25DTD 02/08/23 CLBRD 12/07 PD 12/08/23	\$920.96
12/08/2023	12/08/2023	Interest	HEARTLAND BKWHITEHALL OHIO CTFDEP4.350% 02/10/25 BIEDTD 02/08/23RD 12/07 PD 12/08/23	\$890.26
12/08/2023	12/08/2023	Interest	MAINSTREET BKFAIRFAX VA CTF DEP4.500% 02/10/25DTD 02/08/23RD 12/07 PD 12/08/23	\$920.96
12/11/2023	12/11/2023	Interest	MILLYARD BK NASHUANNEW HAMPSHIRE CTFDEP4.650% 02/09/24 BIEDTD 02/09/23RD 12/08 PD 12/09/23	\$951.66
12/11/2023	12/11/2023	Interest	GRAND BK TULSA OKLACTF DEP4.400% 02/10/25 BIEDTD 02/10/23RD 12/06 PD 12/10/23	\$900.49
12/11/2023	12/11/2023	Interest	RICHLAND CNTY BKRICHLAND CTR WIS CTFDEP4.400% 02/07/25 BIEDTD 02/09/23RD 12/08 PD 12/09/23	\$900.49
12/11/2023	12/11/2023	Interest	VALLEY STRONG CR UNBAKERSFIELD CALIF SHCTF5.100% 02/10/25DTD 02/10/23 CLBRD 12/08 PD 12/10/23	\$1,039.56
12/11/2023	12/11/2023	Interest	FINANCIAL PARTNERSOR UN DOWNEY CALIFSH CTF4.900% 02/09/24 BIEDTD 02/10/23RD 12/08 PD 12/10/23	\$998.79
12/11/2023	12/11/2023	Interest	FARMERS ST BK OAKLEYKANS CTF DEP4.350% 02/10/25DTD 02/10/23RD 12/08 PD 12/10/23	\$890.26
12/11/2023	12/11/2023	Interest	BANKERS BK OKLA CITYCTF DEP4.550% 02/10/25DTD 02/10/23 CLBRD 12/08 PD 12/10/23	\$931.19
12/11/2023	12/11/2023	Interest	CITIZENS CMNTY FEDNATL ASSN ALTOONA WICTF DEP4.600% 02/10/25 BIEDTD 02/10/23 CLBRD 12/08 PD 12/10/23	\$941.42
12/12/2023	12/12/2023	Interest	FAYETTE SVGS BK SSBLA GRANGE TEX CTFDEP5.050% 05/13/24 REGDTD 05/12/23RD 12/11 PD 12/12/23	\$1,029.37
12/12/2023	12/12/2023	Interest	AMERICAN NATL BK FOXCITIES APPLETON WISCTF DEP5.000% 02/12/24DTD 05/12/23RD 12/11 PD 12/12/23	\$797.26
12/13/2023	12/13/2023	Interest	BURKE & HERBERT BK & TR CO ALEXANDRIA VACTF DEP4.750% 02/13/25 BIEDTD 02/13/23 CLBRD 12/12 PD 12/13/23	\$972.12
12/13/2023	12/13/2023	Interest	COASTLIFE CR UNCORPUS CHRISTI TX SHCTF4.650% 02/13/26DTD 02/13/23RD 12/12 PD 12/13/23	\$951.66
12/15/2023	12/15/2023	Interest	FIRST NATL BK & TRWEATHERFORD TEX CTFDEP4.650% 02/14/25DTD 02/15/23 CLBRD 12/14 PD 12/15/23	\$951.66
12/15/2023	12/15/2023	Interest	ENTERPRISE BK NATLASSN OMAHA NEB CTFDEP4.400% 02/18/25 BIEDTD 02/15/23RD 12/14 PD 12/15/23	\$900.49
12/15/2023	12/15/2023	Interest	COMMERCEONE BKBIRMINGHAM ALA CTFDEP4.600% 02/14/25DTD 02/15/23 CLBRD 12/14 PD 12/15/23	\$941.42
12/15/2023	12/15/2023	Interest	BLC CMNTY BK LITTLECHUTE WIS CTF DEP4.250% 02/18/25 BIEDTD 02/15/23RD 12/14 PD 12/15/23	\$869.79
12/15/2023	12/15/2023	Interest	BANK WIS DELLS WISCTF DEP4.350% 02/18/25 BIEDTD 02/15/23RD 12/14 PD 12/15/23	\$890.26
12/18/2023	12/18/2023	Interest	PEOPLES BK CLIFONTENN CTF DEP4.200% 08/18/25 BIEDTD 02/17/23RD 12/15 PD 12/17/23	\$859.56
12/18/2023	12/18/2023	Interest	LOCAL GOVT FED CR UNRALEIGH NORTHCAROLINA SH CTF5.150% 05/17/24 REGDTD 05/17/23RD 12/15 PD 12/17/23	\$1,049.75
12/18/2023	12/18/2023	Interest	RAIZ FCU EL PASO TEXSH CTF4.700% 08/18/25 BIEDTD 02/17/23RD 12/15 PD 12/17/23	\$961.89
12/18/2023	12/18/2023	Interest	FIRST TECHNOLOGY FEDCR UN MTN VIEW CA SHCTF4.850% 02/18/25 BIEDTD 02/17/23RD 12/15 PD 12/17/23	\$988.60

12/18/2023	12/18/2023	Interest	LEGACY BK & TR COMOUNTAIN GROVE MOCTF DEP4.350% 02/18/25 B/EDTD 02/16/23RD 12/15 PD 12/16/23	\$890.26
12/18/2023	12/18/2023	Interest	GREAT MIDWEST BK BROOKFIELD WIS CTF DEP5.050% 02/16/24 B/EDTD 05/16/23RD 12/15 PD 12/16/23	\$1,029.37
12/19/2023	12/19/2023	Interest	B1 BANK BATON ROUGELA CTF DEP5.050% 05/17/24 DTD 05/19/23RD 12/18 PD 12/19/23	\$1,029.37
12/20/2023	12/20/2023	Interest	U.S. DOLLARS CURRENCY CREDIT INTEREST FOR INTEREST PERIOD ENDING 12-19-23 YIELDS WERE: CURRENT 1.000% EFFECTIVE 1.004%	\$7.66
12/22/2023	12/22/2023	Interest	GRAND SVGS BK GROVE OKLA CTF DEP4.650% 02/21/25 DTD 02/22/23 CLBRD 12/21 PD 12/22/23	\$951.66
12/22/2023	12/22/2023	Interest	UFIRST FED CR UNPLATTSBURGH NEW YORKSH CTF 4.700% 08/22/25 B/EDTD 02/22/23RD 12/21 PD 12/22/23	\$961.89
12/26/2023	12/26/2023	Interest	OPEN BK LOS ANGELES CALIF CTF DEP4.350% 08/22/25 B/EDTD 02/23/23RD 12/22 PD 12/23/23	\$890.26
12/26/2023	12/26/2023	Interest	SOUND CR UN CTF DEP5.000% 08/23/24 B/EDTD 02/24/23RD 12/22 PD 12/24/23	\$1,019.18
				\$170,590.61



Potter County
 900 S Polk Suite 701
 Amarillo, TX 79101

Summary Statement

October 31, 2023

Texas CLASS

Texas CLASS	Beginning Balance	Contributions	Withdrawals	Income Earned	Income Earned YTD	Average Daily Balance	Month End Balance	Average Monthly Yield: 5.5550%
GENERAL OPERATING	6,250,855.24	0.00	0.00	29,556.17	698,594.66	6,266,539.99	6,280,411.41	
CAPITAL PROJECTS	2,986,248.17	0.00	0.00	14,120.00	126,195.57	2,993,741.31	3,000,368.17	
INSURANCE FUND	953.79	0.00	0.00	4.54	40.29	956.18	958.33	
DISTRICT COURTS CONSTRUCTION FUND	4,002,315.37	0.00	0.00	18,924.28	223,103.16	4,012,358.04	4,021,239.65	
American Rescue (ARPA)	15,960,657.20	0.00	1,000,000.00	71,348.91	813,787.85	15,127,808.09	15,032,006.11	
TOTAL	29,201,029.77	0.00	1,000,000.00	133,953.90	1,861,721.53	28,401,403.61	28,334,983.67	

Tel: (800) 707-6242

<https://www.texasclass.com/>



Texas CLASS

Texas CLASS

Date	Dividend Rate	Daily Yield
10/01/2023	0.000000000	5.5358%
10/02/2023	0.000151816	5.5413%
10/03/2023	0.000151878	5.5436%
10/04/2023	0.000151879	5.5436%
10/05/2023	0.000151750	5.5389%
10/06/2023	0.000607096	5.5397%
10/07/2023	0.000000000	5.5397%
10/08/2023	0.000000000	5.5397%
10/09/2023	0.000000000	5.5397%
10/10/2023	0.000151709	5.5374%
10/11/2023	0.000151827	5.5417%
10/12/2023	0.000151975	5.5471%
10/13/2023	0.000456222	5.5507%
10/14/2023	0.000000000	5.5507%
10/15/2023	0.000000000	5.5507%
10/16/2023	0.000152242	5.5568%
10/17/2023	0.000152165	5.5540%
10/18/2023	0.000152302	5.5596%
10/19/2023	0.000152320	5.5598%
10/20/2023	0.000457371	5.5647%
10/21/2023	0.000000000	5.5647%
10/22/2023	0.000000000	5.5647%
10/23/2023	0.000152427	5.5635%
10/24/2023	0.000152567	5.5687%
10/25/2023	0.000152577	5.5691%
10/26/2023	0.000152603	5.5700%
10/27/2023	0.000458259	5.5755%
10/28/2023	0.000000000	5.5755%
10/29/2023	0.000000000	5.5755%
10/30/2023	0.000152709	5.5739%
10/31/2023	0.000152589	5.5695%

Performance results are shown net of all fees and expenses and reflect the reinvestment of dividends and other earnings. Many factors affect performance including changes in market conditions and interest rates and in response to other economic, political, or financial developments. Investment involves risk including the possible loss of principal. No assurance can be given that the performance objectives of a given strategy will be achieved. **Past performance is no guarantee of future results. Any financial and/or investment decision may incur losses.**



Potter County
900 S Polk Suite 701
Amarillo, TX 79101

Summary Statement

November 30, 2023

Texas CLASS

Texas CLASS	Beginning Balance	Contributions	Withdrawals	Income Earned	Income Earned YTD	Average Daily Balance	Month End Balance	Average Monthly Yield: 5.5859%
GENERAL OPERATING	6,280,411.41	0.00	3,000,000.00	17,858.20	716,452.86	3,890,995.24	3,298,269.61	
CAPITAL PROJECTS	3,000,368.17	0.00	0.00	13,805.41	140,000.98	3,007,693.37	3,014,173.58	
INSURANCE FUND	958.33	0.00	0.00	4.45	44.74	960.69	962.78	
DISTRICT COURTS CONSTRUCTION FUND	4,021,239.65	0.00	0.00	18,502.65	241,605.81	4,031,057.24	4,039,742.30	
American Rescue (ARPA)	15,032,006.11	0.00	0.00	69,165.81	882,953.66	15,068,705.80	15,101,171.92	
TOTAL	28,334,983.67	0.00	3,000,000.00	119,336.52	1,981,058.05	25,999,412.34	25,454,320.19	

Tel: (800) 707-6242

<https://www.texasclass.com/>



Texas CLASS

Date	Dividend Rate	Daily Yield
11/01/2023	0.000152955	5.5826%
11/02/2023	0.000152960	5.5830%
11/03/2023	0.000459114	5.5859%
11/04/2023	0.000000000	5.5859%
11/05/2023	0.000000000	5.5859%
11/06/2023	0.000152731	5.5747%
11/07/2023	0.000152799	5.5772%
11/08/2023	0.000153045	5.5861%
11/09/2023	0.000153288	5.5950%
11/10/2023	0.000458586	5.5795%
11/11/2023	0.000000000	5.5795%
11/12/2023	0.000000000	5.5795%
11/13/2023	0.000152853	5.5787%
11/14/2023	0.000152985	5.5847%
11/15/2023	0.000153102	5.5883%
11/16/2023	0.000153098	5.5881%
11/17/2023	0.000459636	5.5923%
11/18/2023	0.000000000	5.5923%
11/19/2023	0.000000000	5.5923%
11/20/2023	0.000153112	5.5885%
11/21/2023	0.000153146	5.5899%
11/22/2023	0.000306226	5.5886%
11/23/2023	0.000000000	5.5886%
11/24/2023	0.000459240	5.5874%
11/25/2023	0.000000000	5.5874%
11/26/2023	0.000000000	5.5874%
11/27/2023	0.000153169	5.5848%
11/28/2023	0.000152994	5.5843%
11/29/2023	0.000153079	5.5874%
11/30/2023	0.000153220	5.5925%

Performance results are shown net of all fees and expenses and reflect the reinvestment of dividends and other earnings. Many factors affect performance including changes in market conditions and interest rates and in response to other economic, political, or financial developments. Investment involves risk including the possible loss of principal. No assurance can be given that the performance objectives of a given strategy will be achieved. **Past performance is no guarantee of future results. Any financial and/or investment decision may incur losses.**



Summary Statement

December 31, 2023

Potter County
 900 S Polk Suite 701
 Amarillo, TX 79101

Texas CLASS

Texas CLASS	Beginning Balance	Contributions	Withdrawals	Income Earned	Income Earned YTD	Average Daily Balance	Month End Balance
GENERAL OPERATING	3,298,269.61	0.00	0.00	15,651.96	732,104.82	3,306,641.88	3,313,921.57
CAPITAL PROJECTS	3,014,173.58	0.00	0.00	14,303.79	154,304.77	3,021,824.71	3,028,477.37
INSURANCE FUND	962.78	3,000,000.00	3,000,000.00	2,304.79	2,349.53	485,992.44	3,267.57
DISTRICT COURTS CONSTRUCTION FUND	4,039,742.30	0.00	0.00	19,170.65	260,776.46	4,049,996.72	4,058,912.95
American Rescue (ARPA)	15,101,171.92	0.00	0.00	71,662.73	954,616.39	15,139,504.47	15,172,834.65
TOTAL	25,454,320.19	3,000,000.00	3,000,000.00	123,093.92	2,104,151.97	26,003,960.22	25,577,414.11

Tel: (800) 707-6242

<https://www.texasclass.com/>



Daily Rates
December 31, 2023

Texas CLASS

Texas CLASS		
Date	Dividend Rate	Daily Yield
12/01/2023	0.000459588	5.5917%
12/02/2023	0.000000000	5.5917%
12/03/2023	0.000000000	5.5917%
12/04/2023	0.000153417	5.5997%
12/05/2023	0.000153082	5.5875%
12/06/2023	0.000152974	5.5835%
12/07/2023	0.000152540	5.5677%
12/08/2023	0.000458346	5.5765%
12/09/2023	0.000000000	5.5765%
12/10/2023	0.000000000	5.5765%
12/11/2023	0.000152811	5.5779%
12/12/2023	0.000152697	5.5734%
12/13/2023	0.000152660	5.5727%
12/14/2023	0.000152817	5.5778%
12/15/2023	0.000458655	5.5803%
12/16/2023	0.000000000	5.5803%
12/17/2023	0.000000000	5.5803%
12/18/2023	0.000153572	5.5812%
12/19/2023	0.000152937	5.5822%
12/20/2023	0.000152837	5.5785%
12/21/2023	0.000152293	5.5587%
12/22/2023	0.000608776	5.5551%
12/23/2023	0.000000000	5.5551%
12/24/2023	0.000000000	5.5551%
12/25/2023	0.000000000	5.5551%
12/26/2023	0.000152305	5.5591%
12/27/2023	0.000152410	5.5630%
12/28/2023	0.000152637	5.5712%
12/29/2023	0.000457710	5.5688%
12/30/2023	0.000000000	5.5688%
12/31/2023	0.000000000	5.5688%

Performance results are shown net of all fees and expenses and reflect the reinvestment of dividends and other earnings. Many factors affect performance including changes in market conditions and interest rates and in response to other economic, political, or financial developments. Investment involves risk including the possible loss of principal. No assurance can be given that the performance objectives of a given strategy will be achieved. **Past performance is no guarantee of future results. Any financial and/or investment decision may incur losses.**

Tel: (800) 707-6242

<https://www.texasclass.com/>

TexPool Participant Services
 1001 Texas Avenue, Suite 1150
 Houston, TX 77002



Participant Statement

POTTER COUNTY
 GENERAL OPERATING
 ATTN BROOKE GRAVES
 900 S POLK ST STE 401
 AMARILLO TX 79101-3412

Statement Period **10/01/2023 - 10/31/2023**

Page 1 of 2

Customer Service 1-866-TEX-POOL

TexPool Update

Keep up to date with the latest market talk from our portfolio managers and strategists by visiting the Insights page of TexPool.com.

TexPool Summary

Pool Name	Beginning Balance	Total Deposits	Total Withdrawals	Total Interest	Current Balance	Average Balance
Texas Local Government Investment Pool	\$444,935.53	\$0.00	\$0.00	\$2,025.06	\$446,960.59	\$445,000.85
TexPool Prime	\$6,863,329.55	\$0.00	\$0.00	\$32,563.67	\$6,895,893.22	\$6,864,379.99
Total Dollar Value	\$7,308,265.08	\$0.00	\$0.00	\$34,588.73	\$7,342,853.81	

Portfolio Value

Pool Name	Pool/Account	Market Value (10/01/2023)	Share Price (10/31/2023)	Shares Owned (10/31/2023)	Market Value (10/31/2023)
Texas Local Government Investment Pool		\$444,935.53	\$1.00	446,960.590	\$446,960.59
TexPool Prime		\$6,863,329.55	\$1.00	6,895,893.220	\$6,895,893.22
Total Dollar Value		\$7,308,265.08			\$7,342,853.81

Interest Summary

Pool Name	Pool/Account	Month-to-Date Interest	Year-to-Date Interest
Texas Local Government Investment Pool		\$2,025.06	\$17,962.31
TexPool Prime		\$32,563.67	\$289,713.75
Total		\$34,588.73	\$307,676.06

Transaction Detail

Texas Local Government Investment Pool

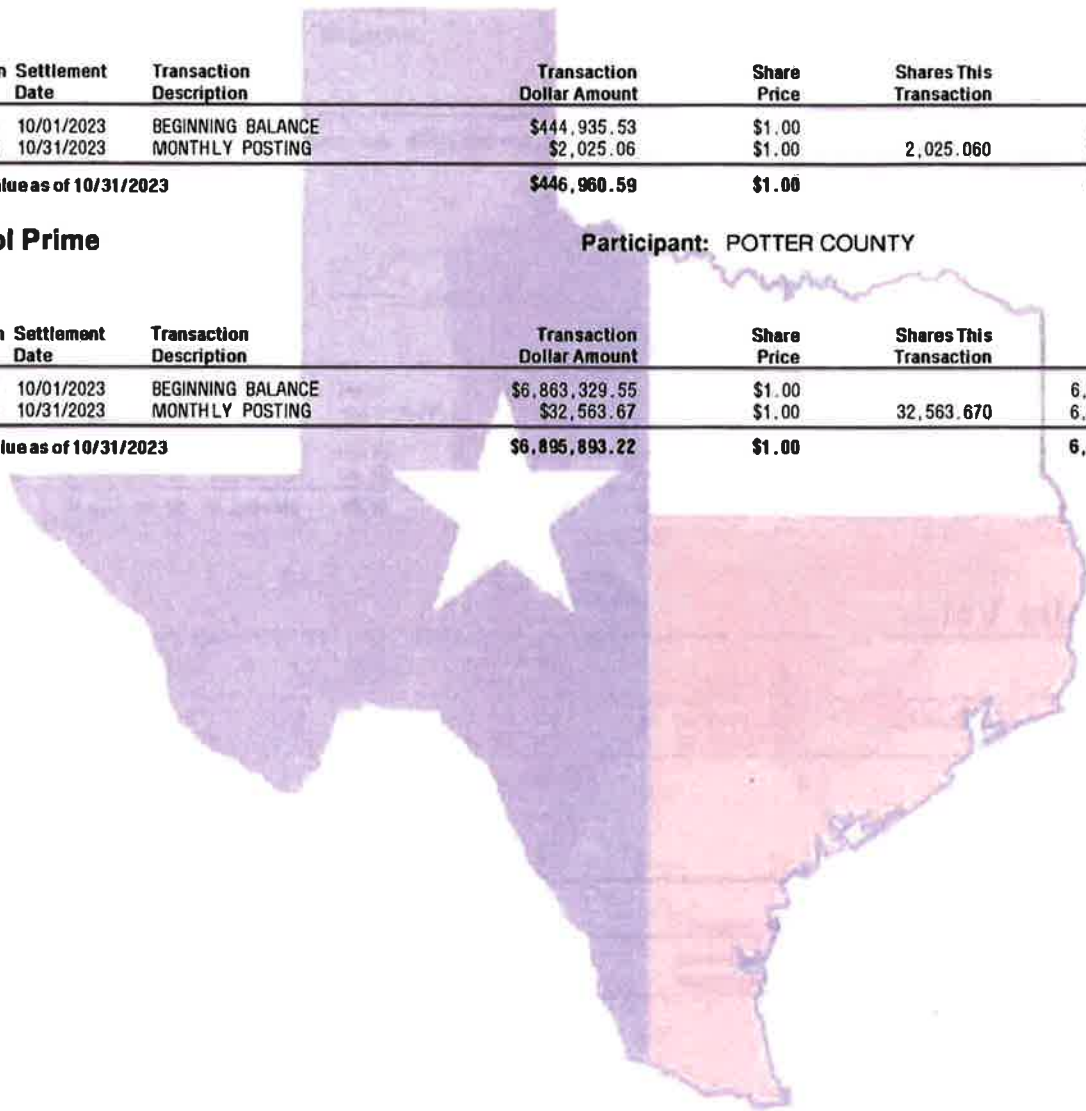
Participant: POTTER COUNTY

Transaction Date	Settlement Date	Transaction Description	Transaction Dollar Amount	Share Price	Shares This Transaction	Shares Owned
10/01/2023	10/01/2023	BEGINNING BALANCE	\$444,935.53	\$1.00		444,935.530
10/31/2023	10/31/2023	MONTHLY POSTING	\$2,025.06	\$1.00	2,025.060	446,960.590
Account Values as of 10/31/2023			\$446,960.59	\$1.00		446,960.590

TexPool Prime

Participant: POTTER COUNTY

Transaction Date	Settlement Date	Transaction Description	Transaction Dollar Amount	Share Price	Shares This Transaction	Shares Owned
10/01/2023	10/01/2023	BEGINNING BALANCE	\$6,863,329.55	\$1.00		6,863,329.550
10/31/2023	10/31/2023	MONTHLY POSTING	\$32,563.67	\$1.00	32,563.670	6,895,893.220
Account Value as of 10/31/2023			\$6,895,893.22	\$1.00		6,895,893.220



TexPool Participant Services
 1001 Texas Avenue, Suite 1150
 Houston, TX 77002



Participant Statement

POTTER COUNTY
 CAPITAL PROJECTS 2003
 ATTN BROOKE GRAVES
 900 S POLK ST STE 401
 AMARILLO TX 79101-3412

Statement Period **10/01/2023 - 10/31/2023**

Page 1 of 2

Customer Service 1-866-TEX-POOL

TexPool Update

Keep up to date with the latest market talk from our portfolio managers and strategists by visiting the Insights page of TexPool.com.

TexPool Summary

Pool Name	Beginning Balance	Total Deposits	Total Withdrawals	Total Interest	Current Balance	Average Balance
Texas Local Government Investment Pool	\$293,438.60	\$0.00	\$0.00	\$1,335.54	\$294,774.14	\$293,481.68
Total Dollar Value	\$293,438.60	\$0.00	\$0.00	\$1,335.54	\$294,774.14	

Portfolio Value

Pool Name	Pool/Account	Market Value (10/01/2023)	Share Price (10/31/2023)	Shares Owned (10/31/2023)	Market Value (10/31/2023)
Texas Local Government Investment Pool		\$293,438.60	\$1.00	294,774.140	\$294,774.14
Total Dollar Value		\$293,438.60			\$294,774.14

Interest Summary

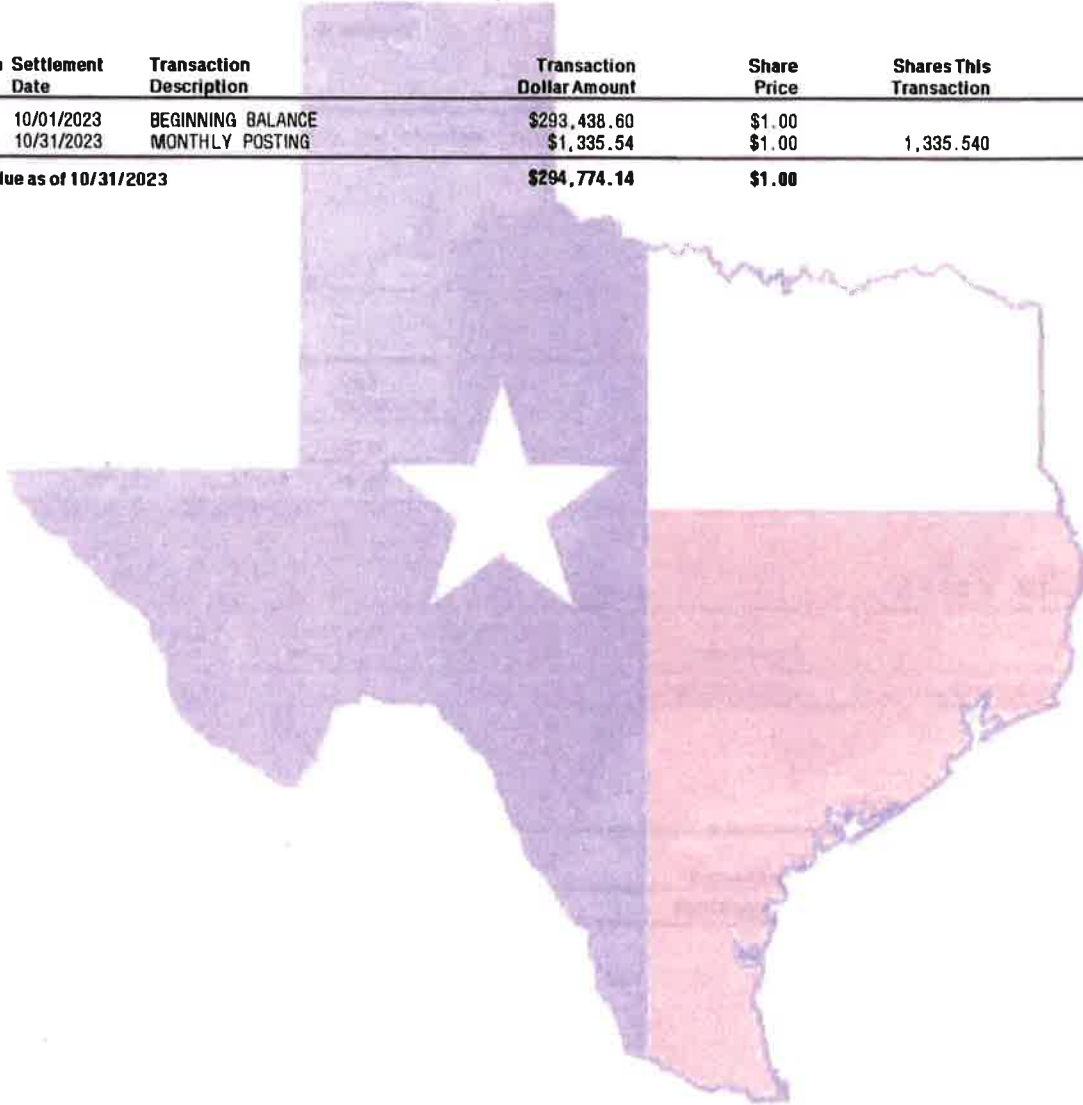
Pool Name	Pool/Account	Month-to-Date Interest	Year-to-Date Interest
Texas Local Government Investment Pool		\$1,335.54	\$11,846.30
Total		\$1,335.54	\$11,846.30

Transaction Detail

Texas Local Government Investment Pool

Participant: POTTER COUNTY

Transaction Date	Settlement Date	Transaction Description	Transaction Dollar Amount	Share Price	Shares This Transaction	Shares Owned
10/01/2023	10/01/2023	BEGINNING BALANCE	\$293,438.60	\$1.00		293,438.600
10/31/2023	10/31/2023	MONTHLY POSTING	\$1,335.54	\$1.00	1,335.540	294,774.140
Account Value as of 10/31/2023			\$294,774.14	\$1.00		294,774.140



TexPool Participant Services
 1001 Texas Avenue, Suite 1150
 Houston, TX 77002



Participant Statement

POTTER COUNTY
 INSURANCE FUND
 ATTN BROOKE GRAVES
 900 S POLK ST STE 401
 AMARILLO TX 79101-3412

Statement Period **10/01/2023 - 10/31/2023**

Page 1 of 2

Customer Service 1-866-TEX-POOL

TexPool Update

Keep up to date with the latest market talk from our portfolio managers and strategists by visiting the Insights page of TexPool.com.

TexPool Summary

Pool Name	Beginning Balance	Total Deposits	Total Withdrawals	Total Interest	Current Balance	Average Balance
Texas Local Government Investment Pool	\$34,326.44	\$0.00	\$0.00	\$156.23	\$34,482.67	\$34,331.48
Total Dollar Value	\$34,326.44	\$0.00	\$0.00	\$156.23	\$34,482.67	

Portfolio Value

Pool Name	Pool/Account	Market Value (10/01/2023)	Share Price (10/31/2023)	Shares Owned (10/31/2023)	Market Value (10/31/2023)
Texas Local Government Investment Pool		\$34,326.44	\$1.00	34,482.670	\$34,482.67
Total Dollar Value		\$34,326.44			\$34,482.67

Interest Summary

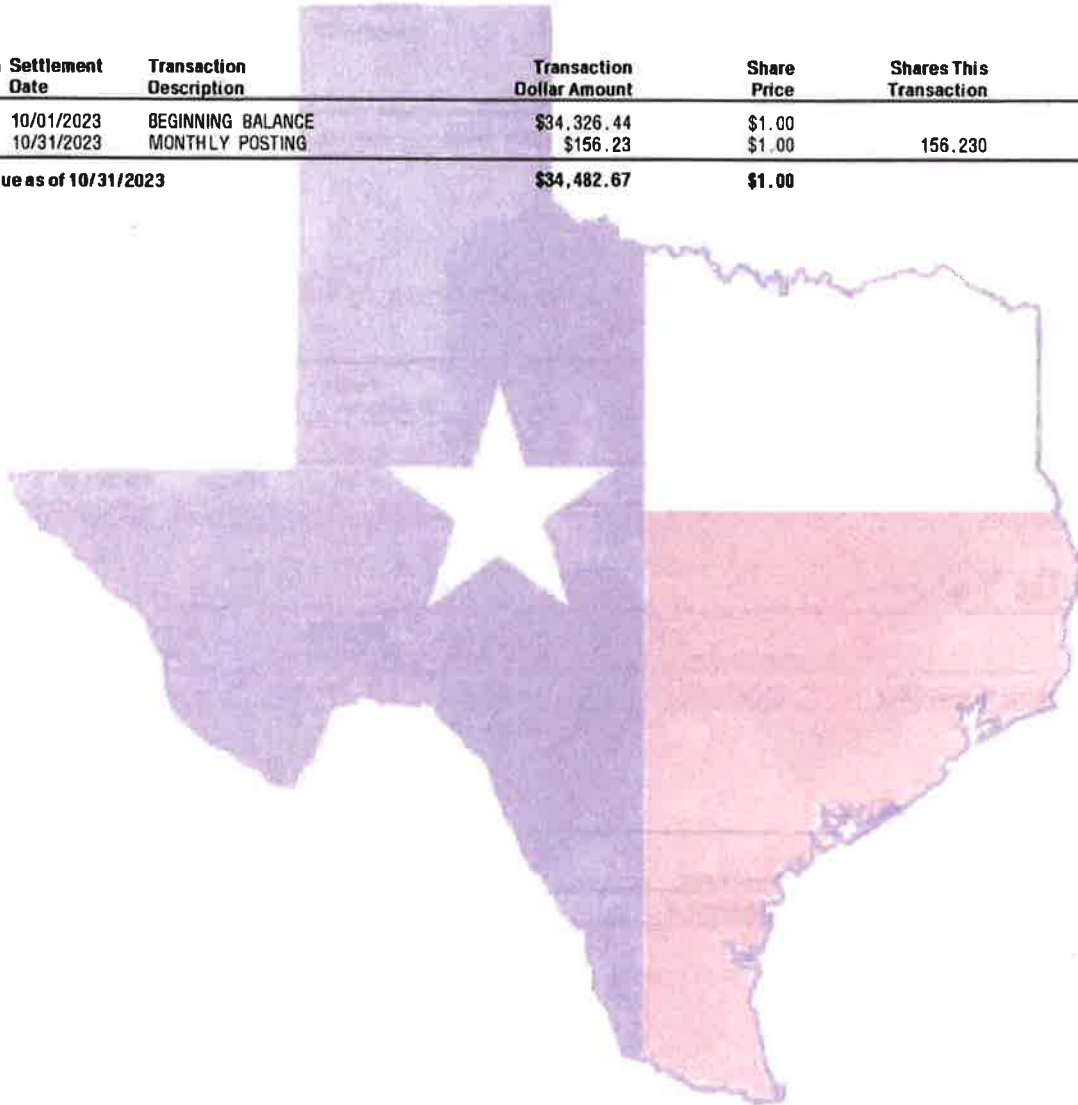
Pool Name	Pool/Account	Month-to-Date Interest	Year-to-Date Interest
Texas Local Government Investment Pool		\$156.23	\$1,385.80
Total		\$156.23	\$1,385.80

Transaction Detail

Texas Local Government Investment Pool

Participant: POTTER COUNTY

Transaction Date	Settlement Date	Transaction Description	Transaction Dollar Amount	Share Price	Shares This Transaction	Shares Owned
10/01/2023	10/01/2023	BEGINNING BALANCE	\$34,326.44	\$1.00		34,326.440
10/31/2023	10/31/2023	MONTHLY POSTING	\$156.23	\$1.00	156.230	34,482.670
Account Value as of 10/31/2023			\$34,482.67	\$1.00		34,482.670





Daily Summary

Date	Money Mkt. Fund Equiv. (SEC Std.)	Dividend Factor	TexPool Invested Balance	NAV	WAM Days	WAL Days
10/1	5.3547%	0.000146704	\$28,702,334,857.22	0.99987	28	93
10/2	5.3085%	0.000145438	\$29,098,117,297.52	0.99984	26	90
10/3	5.3562%	0.000146744	\$29,020,350,009.97	0.99984	27	90
10/4	5.3527%	0.000146650	\$29,051,880,231.00	0.99985	27	90
10/5	5.3451%	0.000146442	\$28,948,717,990.70	0.99986	27	91
10/6	5.3466%	0.000146483	\$28,777,064,248.73	0.99985	28	93
10/7	5.3466%	0.000146483	\$28,777,064,248.73	0.99985	28	93
10/8	5.3466%	0.000146483	\$28,777,064,248.73	0.99985	28	93
10/9	5.3466%	0.000146483	\$28,777,064,248.73	0.99985	28	93
10/10	5.3433%	0.000146393	\$28,873,326,690.37	0.99986	26	90
10/11	5.3589%	0.000146819	\$28,852,024,328.79	0.99986	26	90
10/12	5.3596%	0.000146838	\$28,674,865,511.03	0.99985	27	89
10/13	5.3642%	0.000146964	\$28,749,229,915.69	0.99986	28	89
10/14	5.3642%	0.000146964	\$28,749,229,915.69	0.99986	28	89
10/15	5.3642%	0.000146964	\$28,749,229,915.69	0.99986	28	89
10/16	5.3645%	0.000146972	\$28,942,754,703.55	0.99987	26	86
10/17	5.3681%	0.000147070	\$28,935,242,069.42	0.99988	27	89
10/18	5.3677%	0.000147059	\$28,955,558,345.07	0.99987	29	90
10/19	5.3668%	0.000147035	\$28,904,868,873.15	0.99989	29	90
10/20	5.3685%	0.000147081	\$28,837,996,403.00	0.99990	30	91
10/21	5.3685%	0.000147081	\$28,837,996,403.00	0.99990	30	91
10/22	5.3685%	0.000147081	\$28,837,996,403.00	0.99990	30	91
10/23	5.3698%	0.000147117	\$28,827,574,916.30	0.99989	29	90
10/24	5.3692%	0.000147102	\$28,818,292,613.86	0.99989	30	90
10/25	5.3599%	0.000146847	\$29,512,784,871.57	0.99990	30	88
10/26	5.3613%	0.000146886	\$29,494,061,894.73	0.99990	30	88
10/27	5.3644%	0.000146970	\$29,479,321,935.27	0.99992	30	90
10/28	5.3644%	0.000146970	\$29,479,321,935.27	0.99992	30	90
10/29	5.3644%	0.000146970	\$29,479,321,935.27	0.99992	30	90
10/30	5.3664%	0.000147024	\$29,509,113,357.45	0.99992	29	88
10/31	5.3742%	0.000147237	\$29,544,897,823.24	0.99989	31	90
Average:	5.3589%	0.000146818	\$28,999,182,843.28	0.99988	28	90



TEXPOOL Prime

Daily Summary

Date	Money Mkt. Fund Equiv. (SEC Std.)	Dividend Factor	TexPool Prime Invested Balance	NAV	WAM Days	WAL Days
10/1	5.5872%	0.000153075	\$12,442,523,147.40	0.99992	46	79
10/2	5.5804%	0.000152888	\$12,464,756,958.34	0.99998	43	76
10/3	5.5667%	0.000152511	\$12,528,828,384.25	0.99997	43	75
10/4	5.5703%	0.000152612	\$12,473,804,753.29	0.99998	43	75
10/5	5.5722%	0.000152663	\$12,435,884,207.43	1.00000	43	75
10/6	5.5679%	0.000152544	\$12,262,454,713.70	0.99978	44	76
10/7	5.5679%	0.000152544	\$12,262,454,713.70	0.99978	44	76
10/8	5.5679%	0.000152544	\$12,262,454,713.70	0.99978	44	76
10/9	5.5679%	0.000152544	\$12,262,454,713.70	0.99978	44	76
10/10	5.5692%	0.000152582	\$12,305,736,363.60	1.00002	41	73
10/11	5.5742%	0.000152719	\$12,347,516,836.35	1.00002	41	73
10/12	5.5836%	0.000152976	\$12,313,634,458.00	1.00001	42	76
10/13	5.5826%	0.000152948	\$12,256,929,405.22	0.99985	43	76
10/14	5.5826%	0.000152948	\$12,256,929,405.22	0.99985	43	76
10/15	5.5826%	0.000152948	\$12,256,929,405.22	0.99985	43	76
10/16	5.5814%	0.000152915	\$12,389,704,210.09	1.00000	40	73
10/17	5.5844%	0.000152997	\$12,438,836,348.78	0.99999	43	75
10/18	5.5918%	0.000153201	\$12,460,406,743.08	0.99998	43	78
10/19	5.5905%	0.000153164	\$12,398,278,751.54	0.99997	43	77
10/20	5.5925%	0.000153220	\$12,277,112,963.93	0.99985	44	78
10/21	5.5925%	0.000153220	\$12,277,112,963.93	0.99985	44	78
10/22	5.5925%	0.000153220	\$12,277,112,963.93	0.99985	44	78
10/23	5.5949%	0.000153286	\$12,262,732,835.63	1.00001	42	79
10/24	5.5958%	0.000153309	\$12,363,625,495.21	1.00001	42	80
10/25	5.5950%	0.000153287	\$12,546,311,716.76	1.00000	43	79
10/26	5.6010%	0.000153451	\$12,512,007,794.63	1.00001	43	79
10/27	5.6065%	0.000153604	\$12,385,245,522.38	0.99988	44	80
10/28	5.6065%	0.000153604	\$12,385,245,522.38	0.99988	44	80
10/29	5.6065%	0.000153604	\$12,385,245,522.38	0.99988	44	80
10/30	5.6109%	0.000153722	\$12,264,357,658.76	1.00003	42	78
10/31	5.6115%	0.000153741	\$12,278,015,000.70	1.00002	42	78
Average:	5.5864%	0.000153051	\$12,355,956,264.30	0.99993	43	77

TexPool Participant Services
 1001 Texas Avenue, Suite 1150
 Houston, TX 77002



Participant Statement

POTTER COUNTY
 GENERAL OPERATING
 ATTN BROOKE GRAVES
 900 S POLK ST STE 401
 AMARILLO TX 79101-3412

Statement Period 11/01/2023 - 11/30/2023

Page 1 of 2

Customer Service 1-866-TEX-POOL

TexPool Update

Keep up to date with the latest market talk from our portfolio managers and strategists by visiting the Insights page of TexPool.com.

TexPool Summary

Pool Name	Beginning Balance	Total Deposits	Total Withdrawals	Total Interest	Current Balance	Average Balance
Texas Local Government Investment Pool	\$446,960.59	\$0.00	\$0.00	\$1,973.63	\$448,934.22	\$447,026.38
TexPool Prime	\$6,895,893.22	\$0.00	\$0.00	\$31,818.33	\$6,927,711.55	\$6,896,953.83
Total Dollar Value	\$7,342,853.81	\$0.00	\$0.00	\$33,791.96	\$7,376,645.77	

Portfolio Value

Pool Name	Pool/Account	Market Value (11/01/2023)	Share Price (11/30/2023)	Shares Owned (11/30/2023)	Market Value (11/30/2023)
Texas Local Government Investment Pool		\$446,960.59	\$1.00	448,934.220	\$448,934.22
TexPool Prime		\$6,895,893.22	\$1.00	6,927,711.550	\$6,927,711.55
Total Dollar Value		\$7,342,853.81			\$7,376,645.77

Interest Summary

Pool Name	Pool/Account	Month-to-Date Interest	Year-to-Date Interest
Texas Local Government Investment Pool		\$1,973.63	\$19,935.94
TexPool Prime		\$31,818.33	\$321,532.08
Total		\$33,791.96	\$341,468.02

Transaction Detail

Texas Local Government Investment Pool

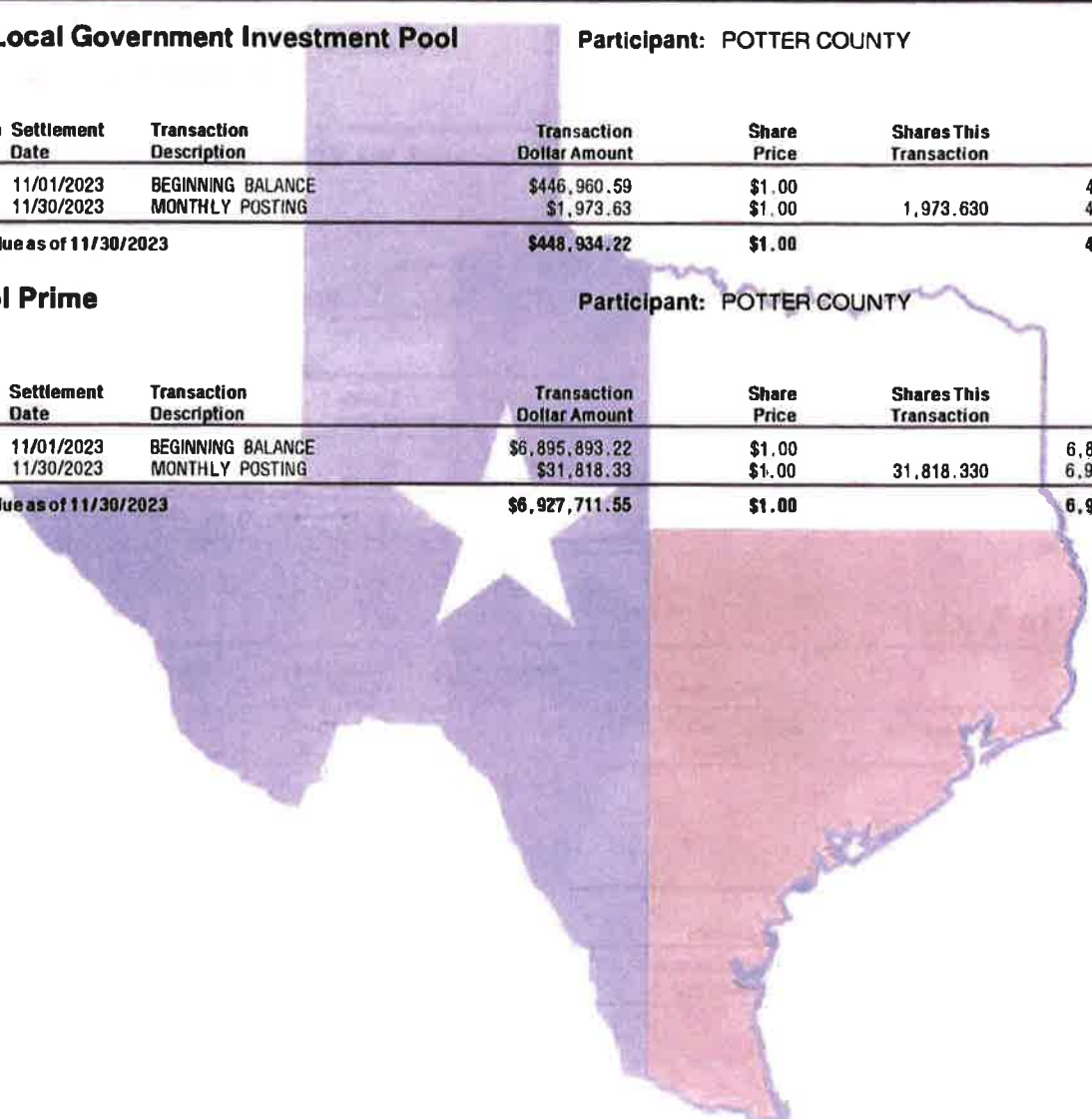
Participant: POTTER COUNTY

Transaction Date	Settlement Date	Transaction Description	Transaction Dollar Amount	Share Price	Shares This Transaction	Shares Owned
11/01/2023	11/01/2023	BEGINNING BALANCE	\$446,960.59	\$1.00		446,960.590
11/30/2023	11/30/2023	MONTHLY POSTING	\$1,973.63	\$1.00	1,973.630	448,934.220
Account Value as of 11/30/2023			\$448,934.22	\$1.00		448,934.220

TexPool Prime

Participant: POTTER COUNTY

Transaction Date	Settlement Date	Transaction Description	Transaction Dollar Amount	Share Price	Shares This Transaction	Shares Owned
11/01/2023	11/01/2023	BEGINNING BALANCE	\$6,895,893.22	\$1.00		6,895,893.220
11/30/2023	11/30/2023	MONTHLY POSTING	\$31,818.33	\$1.00	31,818.330	6,927,711.550
Account Value as of 11/30/2023			\$6,927,711.55	\$1.00		6,927,711.550



TexPool Participant Services
 1001 Texas Avenue, Suite 1150
 Houston, TX 77002



Participant Statement

POTTER COUNTY
 CAPITAL PROJECTS 2003
 ATTN BROOKE GRAVES
 900 S POLK ST STE 401
 AMARILLO TX 79101-3412

Statement Period 11/01/2023 - 11/30/2023

Page 1 of 2

Customer Service 1-866-TEX-POOL

TexPool Update

Keep up to date with the latest market talk from our portfolio managers and strategists by visiting the Insights page of TexPool.com.

TexPool Summary

Pool Name	Beginning Balance	Total Deposits	Total Withdrawals	Total Interest	Current Balance	Average Balance
Texas Local Government Investment Pool	\$294,774.14	\$0.00	\$0.00	\$1,301.59	\$296,075.73	\$294,817.53
Total Dollar Value	\$294,774.14	\$0.00	\$0.00	\$1,301.59	\$296,075.73	

Portfolio Value

Pool Name	Pool/Account	Market Value (11/01/2023)	Share Price (11/30/2023)	Shares Owned (11/30/2023)	Market Value (11/30/2023)
Texas Local Government Investment Pool		\$294,774.14	\$1.00	296,075.730	\$296,075.73
Total Dollar Value		\$294,774.14			\$296,075.73

Interest Summary

Pool Name	Pool/Account	Month-to-Date Interest	Year-to-Date Interest
Texas Local Government Investment Pool		\$1,301.59	\$13,147.89
Total		\$1,301.59	\$13,147.89

TexPool Participant Services
1001 Texas Avenue, Suite 1150
Houston, TX 77002

Statement Period 11/01/2023 - 11/30/2023

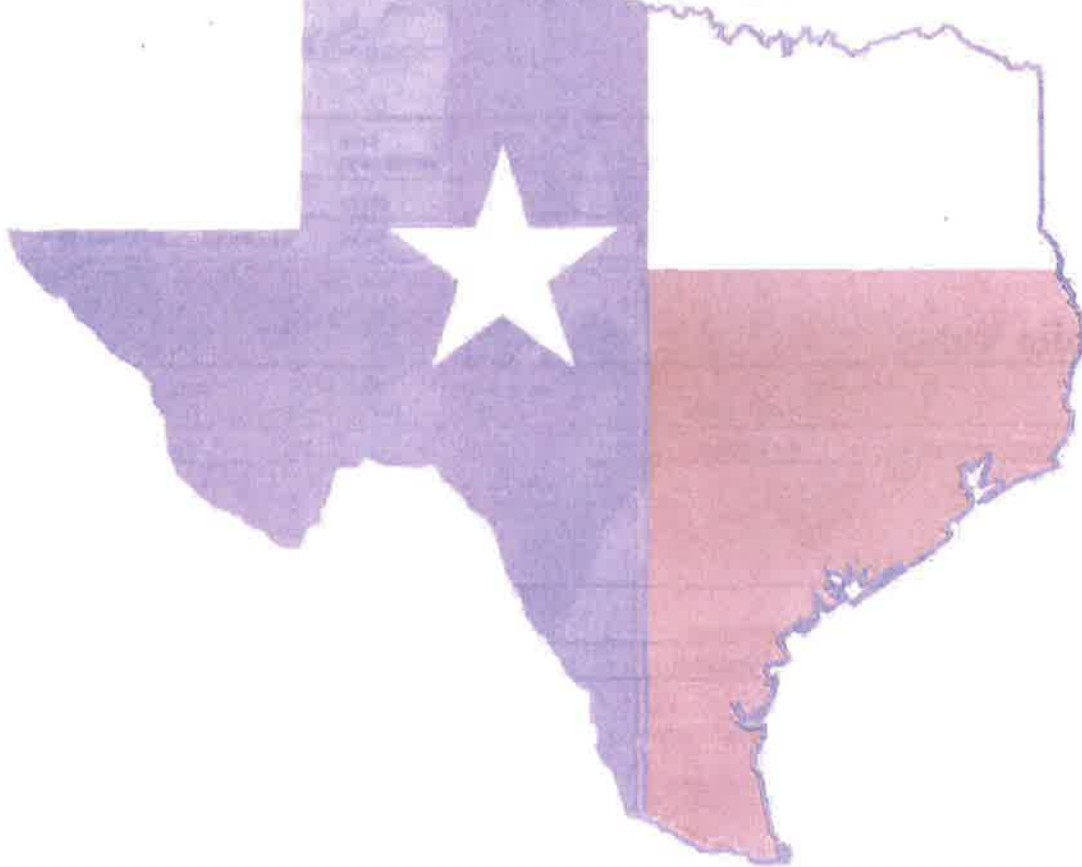
Page 2 of 2

Transaction Detail

Texas Local Government Investment Pool

Participant: POTTER COUNTY

Transaction Date	Settlement Date	Transaction Description	Transaction Dollar Amount	Share Price	Shares This Transaction	Shares Owned
11/01/2023	11/01/2023	BEGINNING BALANCE	\$294,774.14	\$1.00		294,774.140
11/30/2023	11/30/2023	MONTHLY POSTING	\$1,301.59	\$1.00	1,301.590	296,075.730
Account Value as of 11/30/2023			\$296,075.73	\$1.00		296,075.730



TexPool Participant Services
 1001 Texas Avenue, Suite 1150
 Houston, TX 77002



Participant Statement

POTTER COUNTY
 INSURANCE FUND
 ATTN BROOKE GRAVES
 900 S POLK ST STE 401
 AMARILLO TX 79101-3412

Statement Period **11/01/2023 - 11/30/2023**

Page 1 of 2

Customer Service 1-866-TEX-POOL

TexPool Update

Keep up to date with the latest market talk from our portfolio managers and strategists by visiting the Insights page of TexPool.com.

TexPool Summary

Pool Name	Beginning Balance	Total Deposits	Total Withdrawals	Total Interest	Current Balance	Average Balance
Texas Local Government Investment Pool	\$34,482.67	\$0.00	\$0.00	\$152.28	\$34,634.95	\$34,487.75
Total Dollar Value	\$34,482.67	\$0.00	\$0.00	\$152.28	\$34,634.95	

Portfolio Value

Pool Name	Pool/Account	Market Value (11/01/2023)	Share Price (11/30/2023)	Shares Owned (11/30/2023)	Market Value (11/30/2023)
Texas Local Government Investment Pool		\$34,482.67	\$1.00	34,634.950	\$34,634.95
Total Dollar Value		\$34,482.67			\$34,634.95

Interest Summary

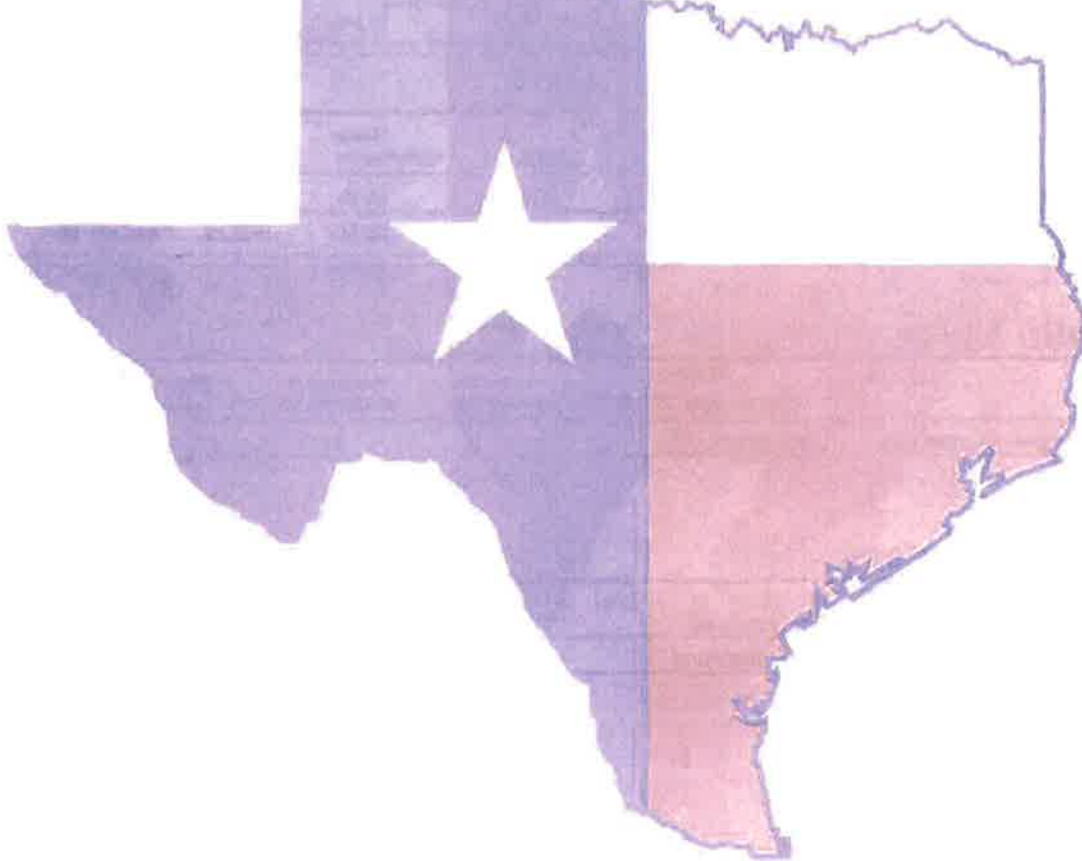
Pool Name	Pool/Account	Month-to-Date Interest	Year-to-Date Interest
Texas Local Government Investment Pool		\$152.28	\$1,538.08
Total		\$152.28	\$1,538.08

Transaction Detail

Texas Local Government Investment Pool

Participant: POTTER COUNTY

Transaction Date	Settlement Date	Transaction Description	Transaction Dollar Amount	Share Price	Shares This Transaction	Shares Owned
11/01/2023	11/01/2023	BEGINNING BALANCE	\$34,482.67	\$1.00		34,482.670
11/30/2023	11/30/2023	MONTHLY POSTING	\$152.28	\$1.00	152.280	34,634.950
Account Valued as of 11/30/2023			\$34,634.95	\$1.00		34,634.950





Daily Summary

Date	Money Mkt. Fund Equiv. (SEC Std.)	Dividend Factor	TexPool Invested Balance	NAV	WAM Days	WAL Days
11/1	5.3633%	0.000146941	\$29,726,433,690.91	0.99993	30	89
11/2	5.3634%	0.000146943	\$29,717,028,865.25	0.99994	32	91
11/3	5.3667%	0.000147033	\$29,723,165,109.81	0.99997	33	92
11/4	5.3667%	0.000147033	\$29,723,165,109.81	0.99997	33	92
11/5	5.3667%	0.000147033	\$29,723,165,109.81	0.99997	33	92
11/6	5.3647%	0.000146978	\$29,667,920,756.47	0.99997	31	92
11/7	5.3630%	0.000146932	\$29,669,105,470.06	0.99997	33	93
11/8	5.3641%	0.000146963	\$29,560,845,504.18	0.99997	33	94
11/9	5.3644%	0.000146971	\$29,488,524,407.64	0.99994	33	94
11/10	5.3662%	0.000147018	\$29,574,824,238.54	0.99997	36	95
11/11	5.3662%	0.000147018	\$29,574,824,238.54	0.99997	36	95
11/12	5.3662%	0.000147018	\$29,574,824,238.54	0.99997	36	95
11/13	5.3681%	0.000147072	\$29,594,474,452.83	0.99996	34	93
11/14	5.3699%	0.000147120	\$29,512,187,714.47	1.00000	37	94
11/15	5.3718%	0.000147173	\$29,151,657,177.72	1.00000	40	99
11/16	5.3727%	0.000147197	\$29,063,218,832.33	0.99999	39	98
11/17	5.3758%	0.000147282	\$28,466,956,255.54	1.00001	40	100
11/18	5.3758%	0.000147282	\$28,466,956,255.54	1.00001	40	100
11/19	5.3758%	0.000147282	\$28,466,956,255.54	1.00001	40	100
11/20	5.3773%	0.000147322	\$28,350,234,146.34	1.00001	40	101
11/21	5.3758%	0.000147281	\$28,265,328,683.01	1.00002	41	106
11/22	5.3769%	0.000147313	\$28,177,273,448.94	1.00001	41	106
11/23	5.3769%	0.000147313	\$28,177,273,448.94	1.00001	41	106
11/24	5.3776%	0.000147331	\$28,579,656,891.49	1.00001	41	105
11/25	5.3776%	0.000147331	\$28,579,656,891.49	1.00001	41	105
11/26	5.3776%	0.000147331	\$28,579,656,891.49	1.00001	41	105
11/27	5.3813%	0.000147432	\$28,594,234,961.21	1.00001	40	103
11/28	5.3836%	0.000147495	\$28,534,420,026.58	1.00003	41	104
11/29	5.3940%	0.000147782	\$28,532,266,598.20	1.00002	41	104
11/30	5.3819%	0.000147449	\$28,564,822,439.07	1.00003	40	104
Average:	5.3724%	0.000147189	\$29,046,035,270.34	0.99999	37	98



TexPOOL Prime

Daily Summary

Date	Money Mkt. Fund Equiv. (SEC Std.)	Dividend Factor	TexPOOL Prime Invested Balance	NAV	WAM Days	WAL Days
11/1	5.5976%	0.000153360	\$12,360,779,932.93	1.00002	41	77
11/2	5.6039%	0.000153531	\$12,361,450,540.66	1.00005	44	79
11/3	5.6059%	0.000153585	\$12,392,492,010.28	0.99992	45	81
11/4	5.6059%	0.000153585	\$12,392,492,010.28	0.99992	45	81
11/5	5.6059%	0.000153585	\$12,392,492,010.28	0.99992	45	81
11/6	5.6096%	0.000153687	\$12,316,202,778.53	1.00009	43	80
11/7	5.6085%	0.000153657	\$12,335,084,072.77	1.00008	42	78
11/8	5.6108%	0.000153721	\$12,310,333,742.22	1.00008	42	78
11/9	5.6131%	0.000153784	\$12,147,598,837.52	1.00009	45	81
11/10	5.6149%	0.000153834	\$12,159,777,200.67	0.99993	45	82
11/11	5.6149%	0.000153834	\$12,159,777,200.67	0.99993	45	82
11/12	5.6149%	0.000153834	\$12,159,777,200.67	0.99993	45	82
11/13	5.6135%	0.000153795	\$12,195,565,123.56	1.00007	43	79
11/14	5.6149%	0.000153833	\$12,125,350,737.67	1.00013	43	79
11/15	5.6138%	0.000153804	\$12,075,428,406.78	1.00015	43	79
11/16	5.6060%	0.000153589	\$12,086,019,658.19	1.00014	43	78
11/17	5.6180%	0.000153918	\$12,007,544,464.13	0.99999	49	83
11/18	5.6180%	0.000153918	\$12,007,544,464.13	0.99999	49	83
11/19	5.6180%	0.000153918	\$12,007,544,464.13	0.99999	49	83
11/20	5.6194%	0.000153956	\$12,007,378,780.43	1.00016	48	81
11/21	5.6190%	0.000153944	\$12,007,826,847.55	1.00016	49	82
11/22	5.6200%	0.000153972	\$11,931,695,303.12	1.00010	49	82
11/23	5.6200%	0.000153972	\$11,931,695,303.12	1.00010	49	82
11/24	5.6204%	0.000153984	\$11,989,473,600.20	1.00003	51	84
11/25	5.6204%	0.000153984	\$11,989,473,600.20	1.00003	51	84
11/26	5.6204%	0.000153984	\$11,989,473,600.20	1.00003	51	84
11/27	5.6191%	0.000153948	\$12,073,180,556.87	1.00016	48	81
11/28	5.6156%	0.000153852	\$12,230,467,273.63	1.00016	48	80
11/29	5.6164%	0.000153873	\$12,345,625,908.42	1.00023	48	79
11/30	5.6159%	0.000153859	\$12,289,888,272.44	1.00024	48	79
Average:	5.6138%	0.000153803	\$12,159,314,463.41	1.00006	46	81

TexPool Participant Services
 1001 Texas Avenue, Suite 1150
 Houston, TX 77002



POTTER COUNTY
 GENERAL OPERATING
 ATTN BROOKE GRAVES
 900 S POLK ST STE 401
 AMARILLO TX 79101-3412

Participant Statement

Statement Period 12/01/2023 - 12/31/2023

Customer Service 1-866-TEX-POOL

TexPool Update

Based on participant feedback, effective December 1, 2023, TexPool now offers direct check purchases into TexPool and TexPool Prime. Please contact TexPool Participant Services to learn more.

TexPool Summary

Pool Name	Beginning Balance	Total Deposits	Total Withdrawals	Total Interest	Current Balance	Average Balance
Texas Local Government Investment Pool	\$448,934.22	\$0.00	\$0.00	\$2,047.31	\$450,981.53	\$449,132.35
Texpool Prime	\$6,927,711.55	\$0.00	\$0.00	\$32,920.50	\$6,960,632.05	\$6,930,897.40
Total Dollar Value	\$7,376,645.77	\$0.00	\$0.00	\$34,967.81	\$7,411,613.58	

Portfolio Value

Pool Name	Pool/Account	Market Value (12/01/2023)	Share Price (12/31/2023)	Shares Owned (12/31/2023)	Market Value (12/31/2023)
Texas Local Government Investment Pool		\$448,934.22	\$1.00	450,981.530	\$450,981.53
Texpool Prime		\$6,927,711.55	\$1.00	6,960,632.050	\$6,960,632.05
Total Dollar Value		\$7,376,645.77			\$7,411,613.58

Interest Summary

Pool Name	Pool/Account	Month-to-Date Interest	Year-to-Date Interest
Texas Local Government Investment Pool		\$2,047.31	\$21,983.25
Texpool Prime		\$32,920.50	\$354,452.58
Total		\$34,967.81	\$376,435.83

Transaction Detail

Texas Local Government Investment Pool

Participant: POTTER COUNTY

Transaction Date	Settlement Date	Transaction Description	Transaction Dollar Amount	Share Price	Shares This Transaction	Shares Owned
12/01/2023	12/01/2023	BEGINNING BALANCE	\$448,934.22	\$1.00		448,934.220
12/29/2023	12/29/2023	MONTHLY POSTING	\$2,047.31	\$1.00	2,047.310	450,981.530
Account Value as of 12/31/2023			\$450,981.53	\$1.00		450,981.530

Texpool Prime

Participant: POTTER COUNTY

TexPool Participant Statement

Transaction Date	Settlement Date	Transaction Description	Transaction Dollar Amount	Share Price	Shares This Transaction	Shares Owned
12/01/2023	12/01/2023	BEGINNING BALANCE	\$6,927,711.55	\$1.00		6,927,711.550
12/29/2023	12/29/2023	MONTHLY POSTING	\$32,920.50	\$1.00	32,920.500	6,960,632.050
Account Value as of 12/31/2023			\$6,960,632.05	\$1.00		6,960,632.050

TexPool Participant Services
1001 Texas Avenue, Suite 1150
Houston, TX 77002



POTTER COUNTY
CAPITAL PROJECTS 2003
ATTN BROOKE GRAVES
900 S POLK ST STE 401
AMARILLO TX 79101-3412

Participant Statement

Statement Period 12/01/2023 - 12/31/2023

Customer Service 1-866-TEX-POOL

TexPool Update

Based on participant feedback, effective December 1, 2023, TexPool now offers direct check purchases into TexPool and TexPool Prime. Please contact TexPool Participant Services to learn more.

TexPool Summary

Pool Name	Beginning Balance	Total Deposits	Total Withdrawals	Total Interest	Current Balance	Average Balance
Texas Local Government Investment Pool	\$296,075.73	\$0.00	\$0.00	\$1,350.24	\$297,425.97	\$296,206.40
Total Dollar Value	\$296,075.73	\$0.00	\$0.00	\$1,350.24	\$297,425.97	

Portfolio Value

Pool Name	Pool/Account	Market Value (12/01/2023)	Share Price (12/31/2023)	Shares Owned (12/31/2023)	Market Value (12/31/2023)
Texas Local Government Investment Pool		\$296,075.73	\$1.00	297,425.970	\$297,425.97
Total Dollar Value		\$296,075.73			\$297,425.97

Interest Summary

Pool Name	Pool/Account	Month-to-Date Interest	Year-to-Date Interest
Texas Local Government Investment Pool		\$1,350.24	\$14,498.13
Total		\$1,350.24	\$14,498.13

Transaction Detail

Texas Local Government Investment Pool

Participant: POTTER COUNTY

Transaction Date	Settlement Date	Transaction Description	Transaction Dollar Amount	Share Price	Shares This Transaction	Shares Owned
12/01/2023	12/01/2023	BEGINNING BALANCE	\$296,075.73	\$1.00		296,075.730
12/29/2023	12/29/2023	MONTHLY POSTING	\$1,350.24	\$1.00	1,350.240	297,425.970
Account Value as of 12/31/2023			\$297,425.97	\$1.00		297,425.970

TexPool Participant Services
1001 Texas Avenue, Suite 1150
Houston, TX 77002



POTTER COUNTY
INSURANCE FUND
ATTN BROOKE GRAVES
900 S POLK ST STE 401
AMARILLO TX 79101-3412

Participant Statement

Statement Period 12/01/2023 - 12/31/2023

Customer Service 1-866-TEX-POOL

TexPool Update

Based on participant feedback, effective December 1, 2023, TexPool now offers direct check purchases into TexPool and TexPool Prime. Please contact TexPool Participant Services to learn more.

TexPool Summary

Pool Name	Beginning Balance	Total Deposits	Total Withdrawals	Total Interest	Current Balance	Average Balance
Texas Local Government Investment Pool	\$34,634.95	\$0.00	\$0.00	\$157.99	\$34,792.94	\$34,650.24
Total Dollar Value	\$34,634.95	\$0.00	\$0.00	\$157.99	\$34,792.94	

Portfolio Value

Pool Name	Pool/Account	Market Value (12/01/2023)	Share Price (12/31/2023)	Shares Owned (12/31/2023)	Market Value (12/31/2023)
Texas Local Government Investment Pool		\$34,634.95	\$1.00	34,792.940	\$34,792.94
Total Dollar Value		\$34,634.95			\$34,792.94

Interest Summary

Pool Name	Pool/Account	Month-to-Date Interest	Year-to-Date Interest
Texas Local Government Investment Pool		\$157.99	\$1,696.07
Total		\$157.99	\$1,696.07

Transaction Detail

Texas Local Government Investment Pool

Participant: POTTER COUNTY

Transaction Date	Settlement Date	Transaction Description	Transaction Dollar Amount	Share Price	Shares This Transaction	Shares Owned
12/01/2023	12/01/2023	BEGINNING BALANCE	\$34,634.95	\$1.00		34,634.950
12/29/2023	12/29/2023	MONTHLY POSTING	\$157.99	\$1.00	157.990	34,792.940
Account Value as of 12/31/2023			\$34,792.94	\$1.00		34,792.940



Daily Summary

Date	Money Mkt. Fund Equiv. (SEC Std.)	Dividend Factor	TexPool Invested Balance	NAV	WAM Days	WAL Days
12/1	5.3634%	0.000146942	\$28,698,602,362.31	1.00006	40	104
12/2	5.3634%	0.000146942	\$28,698,602,362.31	1.00006	40	104
12/3	5.3634%	0.000146942	\$28,698,602,362.31	1.00006	40	104
12/4	5.3797%	0.000147390	\$28,671,058,716.02	1.00000	38	101
12/5	5.3794%	0.000147382	\$28,597,824,154.10	0.99999	38	102
12/6	5.3702%	0.000147129	\$28,661,213,455.23	1.00000	38	101
12/7	5.3741%	0.000147235	\$28,642,544,484.94	1.00000	38	100
12/8	5.3697%	0.000147115	\$28,886,670,769.40	0.99995	39	98
12/9	5.3697%	0.000147115	\$28,886,670,769.40	0.99995	39	98
12/10	5.3697%	0.000147115	\$28,886,670,769.40	0.99995	39	98
12/11	5.3713%	0.000147160	\$28,927,701,035.59	0.99995	37	96
12/12	5.3724%	0.000147190	\$28,940,080,880.23	0.99996	38	99
12/13	5.3717%	0.000147169	\$28,742,320,966.57	1.00000	39	100
12/14	5.3706%	0.000147141	\$28,581,602,940.81	1.00000	40	99
12/15	5.3627%	0.000146922	\$28,479,165,145.75	0.99997	40	100
12/16	5.3627%	0.000146922	\$28,479,165,145.75	0.99997	40	100
12/17	5.3627%	0.000146922	\$28,479,165,145.75	0.99997	40	100
12/18	5.3600%	0.000146849	\$29,545,386,988.33	1.00000	37	93
12/19	5.3660%	0.000147014	\$29,591,710,857.56	1.00000	41	98
12/20	5.3635%	0.000146945	\$29,621,174,693.46	1.00001	40	97
12/21	5.3643%	0.000146967	\$29,362,002,501.70	1.00000	41	99
12/22	5.3637%	0.000146952	\$30,316,523,811.33	0.99997	41	96
12/23	5.3637%	0.000146952	\$30,316,523,811.33	0.99997	41	96
12/24	5.3637%	0.000146952	\$30,316,523,811.33	0.99997	41	96
12/25	5.3637%	0.000146952	\$30,316,523,811.33	0.99997	41	96
12/26	5.3628%	0.000146927	\$30,779,608,142.15	1.00001	38	93
12/27	5.3720%	0.000147179	\$30,981,302,042.31	0.99998	37	94
12/28	5.3818%	0.000147446	\$31,477,853,844.32	0.99996	37	90
12/29	5.3836%	0.000147495	\$31,950,119,975.73	1.00000	38	92
12/30	5.3836%	0.000147495	\$31,950,119,975.73	1.00000	38	92
12/31	5.3836%	0.000147495	\$31,950,119,975.73	1.00000	38	92
Average:	5.3694%	0.000147108	\$29,562,359,861.56	0.99999	39	98



TexPool Prime

Daily Summary

Date	Money Mkt. Fund Equiv. (SEC Std.)	Dividend Factor	TexPool Prime Invested Balance	NAV	WAM Days	WAL Days
12/1	5.6018%	0.000153475	\$12,189,525,275.33	1.00009	49	80
12/2	5.6018%	0.000153475	\$12,189,525,275.33	1.00009	49	80
12/3	5.6018%	0.000153475	\$12,189,525,275.33	1.00009	49	80
12/4	5.6087%	0.000153664	\$12,258,335,740.23	1.00026	46	77
12/5	5.6078%	0.000153638	\$12,305,264,205.48	1.00027	46	76
12/6	5.5965%	0.000153328	\$12,306,118,279.47	1.00029	46	76
12/7	5.5930%	0.000153232	\$12,246,135,010.48	1.00029	46	74
12/8	5.5907%	0.000153169	\$12,317,413,429.27	1.00013	47	75
12/9	5.5907%	0.000153169	\$12,317,413,429.27	1.00013	47	75
12/10	5.5907%	0.000153169	\$12,317,413,429.27	1.00013	47	75
12/11	5.5945%	0.000153273	\$12,230,614,780.77	1.00027	47	75
12/12	5.5947%	0.000153280	\$12,280,591,896.04	1.00028	47	75
12/13	5.5945%	0.000153275	\$12,208,827,981.15	1.00027	47	76
12/14	5.5912%	0.000153184	\$11,895,965,305.53	1.00044	49	78
12/15	5.5976%	0.000153360	\$11,777,599,241.91	1.00028	51	79
12/16	5.5976%	0.000153360	\$11,777,599,241.91	1.00028	51	79
12/17	5.5976%	0.000153360	\$11,777,599,241.91	1.00028	51	79
12/18	5.5989%	0.000153395	\$11,857,057,359.86	1.00043	48	76
12/19	5.5993%	0.000153405	\$11,872,299,668.13	1.00043	48	75
12/20	5.5969%	0.000153339	\$11,875,061,162.93	1.00044	47	75
12/21	5.5816%	0.000152921	\$12,598,205,071.21	1.00041	44	71
12/22	5.5800%	0.000152876	\$12,740,356,614.17	1.00017	45	71
12/23	5.5800%	0.000152876	\$12,740,356,614.17	1.00017	45	71
12/24	5.5800%	0.000152876	\$12,740,356,614.17	1.00017	45	71
12/25	5.5800%	0.000152876	\$12,740,356,614.17	1.00017	45	71
12/26	5.5815%	0.000152917	\$13,029,265,567.91	1.00037	42	67
12/27	5.5903%	0.000153158	\$13,155,167,884.45	1.00037	41	65
12/28	5.5968%	0.000153338	\$13,389,862,800.44	1.00041	42	65
12/29	5.6106%	0.000153715	\$12,905,533,292.61	1.00030	44	68
12/30	5.6106%	0.000153715	\$12,905,533,292.61	1.00030	44	68
12/31	5.6106%	0.000153715	\$12,905,533,292.61	1.00030	44	68
Average:	5.5951%	0.000153291	\$12,388,400,415.75	1.00027	46	74